

2020-2021
HPLC Columns



Shodex™

Capture the Essence



Shodex™



HPLC Columns

Showa Denko Europe GmbH

Shodex Business

Konrad-Zuse-Platz 3

81829 Munich, Germany

+49 (0) 89 93 99 62 37

info@shodex.de

www.shodex.de

Europe, Middle East,

Africa, Russia

**SHOWA
DENKO**
EUROPE

HPLC columns made in Japan

Why to buy polymer-based columns?

- ✦ The great chemical stability leads to an extended pH range (2 to 13).
- ✦ The low bleeding allows the use of sensitive detection.
- ✦ The large variety of material properties creates a higher resolution.
- ✦ They are available for almost all separation techniques.
- ✦ The price per injection is cheaper than in silica-based columns due to their extended lifetime (2 to 3 times longer than silica-based).

Why to choose Shodex as supplier?

- ✦ We offer a comprehensive and high standard technical support (pre- and after-sales).
- ✦ We provide 50 years of experience.
- ✦ Our experience leads to a great knowledge and a huge application database.
- ✦ Full production control: own production of polymer gels & own column packing.
- ✦ Strong partnership with customers and distributors.
- ✦ We offer you demo columns for free during 30 days.

Register on our new website and get lots more of information:

www.shodex.de



Test Shodex in your own lab!

30 days free and uncommitted trial.

Application advice from our experts.

Try your samples under your conditions in your lab!

Risk free check about the performance of our polymer-based HPLC columns.

Discussion of the test results.

Shodex™

We provide a wide range of products to meet your analytical needs, from pretreatment and separation columns to calibration standards for size exclusion chromatography.

Please visit the Shodex website to see application data and uses.

Shodex website

www.shodex.de



The following names are trademarks or registered trademarks of SHOWA DENKO K.K.

Shodex, AFpak, Asahipak, AXpak, CLNpak, CXpak, HILICpak, MSPak, ODP, OHpak, ORpak, RSpak, SUGAR, USPpak

[Caution]

1. Please read the operating manual included on the product carefully before use.
2. For improvement purposes, some specifications are subject to change without notice.
3. Provided to help you select the appropriate column, the figures and descriptions in this catalogue are not guaranteed and do not warrant suitability for your applications.
4. It is essential to take normal precautions when handling reagents and other chemical products even if the safety information is not included on the operating manual.
5. Products described in this brochure are not intended for medical use or medical applications including medical diagnosis.

Contents

Column selection	Types of Columns, Base Materials, Functional Groups and Ligands	2
	HPLC Separation Modes	3
	Column Selection by Sample Character and Separation Mode	3
	Column Selection (Application)	4
Analysis and preparative columns	Comparison of Shodex Reverse Phased Chromatography (RPC) Column Features	6
	Polymer-based Reversed Phase Chromatography Columns (ODP2 HP)	8
	Polymer-based Reversed Phase Chromatography Columns (Asahipak)	10
	Polymer-based Reversed Phase Chromatography Columns (RSpak)	12
Reversed Phase, Hydrophilic Interaction (HILIC) and Normal Phase Chromatography	Polymer-based Hydrophilic Interaction Chromatography (HILIC) Columns (HILICpak)	16
	Polymer-based Hydrophilic Interaction Chromatography (HILIC) Columns (Asahipak)	20
	Silica-based Reversed Phase Chromatography Columns (ODS Columns)	22
	Silica-based Reversed Phase Chromatography Columns (Other Columns)	22
	Silica-based Reversed Phase Chromatography Columns (ODS Columns for UHPLC)	23
	Silica-based Normal Phase Chromatography and HILIC Columns	23
Ligand Exchange Chromatography	Ligand Exchange Chromatography Columns	26
Ion Exclusion Chromatography	Ion Exclusion Chromatography Columns	30
Ion Chromatography	Ion Chromatography Columns (Anion Analysis)	32
	Ion Chromatography Columns (Cation Analysis)	34
Size Exclusion Chromatography	Column Selection for Size Exclusion Chromatography (SEC)	36
	Precautions for Polar Polymer Analysis	37
	Aqueous SEC (GFC) Columns: Silica-based	38
	Aqueous SEC (GFC) Columns: Polymer-based	42
	Multimode Columns	46
	Aqueous/Organic SEC Columns	48
	Organic SEC (GPC) Columns (General Analysis): THF	50
	Organic SEC (GPC) Columns (General Analysis): Chloroform	52
	Organic SEC (GPC) Columns (General Analysis): DMF	54
	Solvent-peak Separation Columns for Organic SEC (GPC)	54
	Organic SEC (GPC) Columns: Rapid Analysis, High Performance Analysis	56
	Organic SEC (GPC) Columns: Ultra-rapid Analysis	58
	Organic SEC (GPC) Columns: Linear Calibration Type	60
	Organic SEC (GPC) Columns: High Temperature/Ultra High Temperature Analysis	62
	Organic SEC (GPC) Columns: HFIP	64
	Organic SEC (GPC) Column: Rapid Preparation	66
	Organic SEC (GPC) Columns: [Customized columns]	67
	Solvent Replacement Applicability of SEC (GPC) Columns	68
Calibration Standards for SEC	Calibration Standards for SEC	69
Ion Exchange Chromatography	Anion Exchange Chromatography Columns	70
	Cation Exchange Chromatography Columns	72
Special Separation Modes Columns	Hydrophobic Interaction Chromatography Column	74
	Affinity Chromatography Columns	74
	Chiral Separation Columns	74
	High Temperature Reversed Phase Chromatography Column	74
	Pretreatment Column for Column Switching Method	74
Sample pretreatment columns	GPC Clean-up Columns	76
Information	Column Cleaning Procedures	78
	General Precautions for Column Handling	79
	Column Trouble Shooting	80
	HPLC System Trouble Shooting	81
	USP Column List (42-NF 37)	82
Index	Index by Product Name	83
	Index by Product Code	84

Types of Columns, Base Materials, Functional Groups and Ligands

Separation Type		Product Name	Base Material	Functional Group, Ligand	Page
Reversed Phase & HILIC (Polymer-based)		ODP2 HP	Polyhydroxymethacrylate	—	8
	Asahipak	ODP-40, ODP-50, ODP-90	Polyvinyl alcohol	Octadecyl	10
	Asahipak	C8P-50	Polyvinyl alcohol	Octyl	10
	Asahipak	C4P-50	Polyvinyl alcohol	Butyl	10
	RSpak	RP18-415, DS-613, DS-413	Styrene divinylbenzene copolymer	—	12
	RSpak	DE-613, DE-413, DE-213	Polymethacrylate	—	12
	RSpak	DM-614	Polyhydroxymethacrylate	—	12
	RSpak	NN-814, NN-614, NN-414	Polyhydroxymethacrylate	Sulfo	13
	RSpak	JJ-50	Polyvinyl alcohol	Quaternary ammonium	13
	HILICpak	VG-50	Polyvinyl alcohol	Amino	16
	HILICpak	VT-50	Polyvinyl alcohol	Quaternary ammonium	16
	HILICpak	VC-50	Polyvinyl alcohol	Carboxyl	16
	HILICpak	VN-50	Polyvinyl alcohol	Diol	16
	Asahipak	NH2P-40, NH2P-50, NH2P-90	Polyvinyl alcohol	Amino	20
		ET-RP1	Polyvinyl alcohol	Octadecyl	74
Reversed Phase, Normal Phase & HILIC (Silica-based)		C18	Silica	Octadecyl	22
	Silica	C18M, C18P	Silica	Octadecyl	22
	Silica	5C8	Silica	Octyl	22
	Silica	5CN	Silica	Cyanopropyl	22
	Silica	5NPE	Silica	Nitrophenylethyl	22
		C18U	Organic/inorganic hybrid silica	Octadecyl	23
	Silica	5SIL	Silica	—	23
	Silica	5NH	Silica	Aminopropyl	23
Ligand Exchange	SUGAR	SC1011, SC1821, SC1211	Styrene divinylbenzene copolymer	Sulfo (Ca ²⁺)	26
	SUGAR	SP0810	Styrene divinylbenzene copolymer	Sulfo (Pb ²⁺)	26
	SUGAR	KS-800	Styrene divinylbenzene copolymer	Sulfo (Na ⁺)	26
	SUGAR	KS-2000	Styrene divinylbenzene copolymer	Sulfo (Na ⁺)	27
	RSpak	DC-613	Styrene divinylbenzene copolymer	Sulfo (Na ⁺)	26
	SUGAR	SZ5532	Styrene divinylbenzene copolymer	Sulfo (Zn ²⁺)	26
	EP	SC1011-7F	Styrene divinylbenzene copolymer	Sulfo (Ca ²⁺)	27
USPpak	MN-431	Styrene divinylbenzene copolymer	Sulfo (Ca ²⁺)	27	
Ion Exclusion	SUGAR	SH1011, SH1821	Styrene divinylbenzene copolymer	Sulfo	30
	RSpak	KC-811	Styrene divinylbenzene copolymer	Sulfo	30
Ion Chromatography	IC	NI-424, I-524A	Polyhydroxymethacrylate	Quaternary ammonium	32
	IC	SI-90, SI-50, SI-52, SI-35, SI-36	Polyvinyl alcohol	Quaternary ammonium	32
	IC	YS-50	Polyvinyl alcohol	Carboxyl	34
	IC	YK-421	Silica	Carboxyl	34
	IC	Y-521, T-521	Styrene divinylbenzene copolymer	Sulfo	34
Aqueous SEC (GFC)	PROTEIN	KW-800	Silica	Hydrophilic polymer	38
		KW400	Silica	Hydrophilic polymer	38
	PROTEIN	KW-2000	Silica	Hydrophilic polymer	39
	PROTEIN	LW-803, LW-403 4D	Silica	Hydrophilic polymer	39
	OHpak	SB-800 HQ	Polyhydroxymethacrylate	—	42
	OHpak	SB-2000	Polyhydroxymethacrylate	—	43
OHpak	LB-800	Polyhydroxymethacrylate	—	42	
Multimode	Asahipak	GS-HQ	Polyvinyl alcohol	—	46
Aqueous/Organic SEC	Asahipak	GF-HQ	Polyvinyl alcohol	—	48
	MSPak	GF-310	Polyvinyl alcohol	—	48
Organic SEC (GPC)	GPC	KF-800, KF-2000, K-800, K-2000, KD-800, KF-600, KF-400HQ, HK-400, LF, HT-800, UT-800, AT-806MS, HFIP-800, HFIP-600, FP-2002, H-2000, KF-5000, K-5000	Styrene divinylbenzene copolymer	—	50 - 67
Ion Exchange	IEC	QA-825, QA-2025	Polyhydroxymethacrylate	Quaternary ammonium	70
	IEC	DEAE-825, DEAE-2025	Polyhydroxymethacrylate	Diethylaminoethyl	70
	Asahipak	ES-502N	Polyvinyl alcohol	Diethylaminoethyl	70
	AXpak	WA-624	Polyhydroxymethacrylate	Diethylaminoethyl	70
	IEC	SP-825, SP-2025	Polyhydroxymethacrylate	Sulfopropyl	72
	IEC	SP-FT 4A	Polyhydroxymethacrylate	Sulfopropyl	72
	IEC	CM-825, CM-2025	Polyhydroxymethacrylate	Carboxymethyl	72
	Asahipak	ES-502C	Polyvinyl alcohol	Carboxymethyl	72
CXpak	P-421S	Styrene divinylbenzene copolymer	Sulfo (Na ⁺)	72	
Hydrophobic Interaction	HIC	PH-814	Polyhydroxymethacrylate	Phenyl	74
Affinity	AFpak	APA-894	Polyhydroxymethacrylate	Protein A	74
	AFpak	ACH-494	Polyhydroxymethacrylate	Choline oxydase, Acetylcholine esterase	74
Chiral Separation	ORpak	CDBS-453	Silica	β-Cyclodextrin derivative	74
	ORpak	CRX-853	Polyhydroxymethacrylate	L-Amino acid derivative	74
Column Switching Pretreatment	MSPak	GF-4A	Polyvinyl alcohol	—	74
GPC Clean-up	CLNpak	EV	Styrene divinylbenzene copolymer	—	76
	CLNpak	PAE	Polyvinyl alcohol	—	76

HPLC Separation Modes

Liquid chromatography (LC) uses liquid as mobile phase (eluent). It is an analytical method that separates a mixture of compounds based on their physical and chemical differences. High performance liquid chromatography (HPLC) is a method that introduces the mobile phase under high-pressure conditions resulting in rapid and high-performance separations. The various interactions between the analyte, stationary phase (packing material), and mobile phase are the key factors for the separation. A wide variety of separation modes can be achieved by using particular combinations of stationary and mobile phases.

Separation mode	Characteristics
Reversed Phase Chromatography (RPC)	<ul style="list-style-type: none"> Separation is based on the partition equilibrium between stationary phase and mobile phase. The polarity of the stationary phase is lower than that of the mobile phase. Typically the mobile phase contains a mixture of organic solvents (methanol, acetonitrile, or THF) and aqueous solvents (water or buffer). Use of lower polarity mobile phases fasten the elution.
Hydrophilic Interaction Chromatography (HILIC)	<ul style="list-style-type: none"> Separation is based on hydrophilic interaction. A high polarity stationary phase is used. Typically the mobile phase contains a mixture of organic solvents such as acetonitrile and aqueous solvents (water or buffer). Using the higher polarity mobile phase causes a faster elution. Applicable for the analysis of high polar substances.
Normal Phase Chromatography (NPC)	<ul style="list-style-type: none"> Separation is based on the partition equilibrium between the stationary phase and the mobile phase. The polarity of the stationary phase is higher than that of the mobile phase. Typically the mobile phase contains a mixture of organic solvents with different polarities such as hexane and isopropanol. Using the higher polarity mobile phase causes a faster elution.
Ligand Exchange Chromatography (LEX)	<ul style="list-style-type: none"> Separation is based on differences in analytes' coordination complex. Stationary phase modified with metal sulfonate complex ion. Works in combination with size exclusion or HILIC modes.
Ion Exclusion Chromatography (IEX)	<ul style="list-style-type: none"> Separation is based on electrostatic interaction (repulsion) between the ion exchanger and ionic solutes. Dissociated ionic molecules elute faster than non-dissociated forms. Used mainly for the analysis of organic acids.
Ion Chromatography (IC)	<ul style="list-style-type: none"> Separation is based on electrostatic interaction (bonding) between the ion exchanger and ionic solutes. Electrical conductivity detector can be used with a mobile phase with low-salt concentration. Used mainly for the analysis of inorganic compounds.
Size Exclusion Chromatography (SEC)	<ul style="list-style-type: none"> Network or pores on the surface of the packing material works as molecular sieve to separate molecules based on their sizes. To separate molecules solely based on their sizes, it requires an analytical condition without any compounds and packing gel interaction. The bigger the molecule size, the faster the elution sequence. Used for molecular weight or molecular distribution determination of macromolecules and qualification of oligomers.
Ion Exchange Chromatography (IEC)	<ul style="list-style-type: none"> Separation is based on electrostatic interactions between the ion exchanger and ionic solutes. The mobile phase of choice should have a sufficient buffering capacity at the pH that produces the largest charge differences between the analyte of interest. The elution position is optimized by varying the pH, salt concentration, and/or ionic strength of the mobile phase.
Hydrophobic Interaction Chromatography (HIC)	<ul style="list-style-type: none"> Separation is based on hydrophobic interaction. Hydrophobic functional group is modified on the stationary phase. Adsorption of analytes generally occurs at a high salt concentration and they are released by lowering the salt concentration. Used mainly for the analysis of proteins.
Affinity Chromatography (AFC)	<ul style="list-style-type: none"> Separation is based on adsorption of the analyte to the specific biologically derived ligand pair. Highly selective. A buffer solution with the appropriate pH and ionic strength is selected based on the type of ligand, analytes, and their interaction. Used mainly for the purification and concentration of biologically active substances.
Chiral Separation Chromatography (CS)	<ul style="list-style-type: none"> Separation of optical isomers using chiral selectors. Highly selective.
Multimode Chromatography	<ul style="list-style-type: none"> Separation is based on the combination of different modes.

Column Selection by Sample Character and Separation Mode

Sample Solubility	Sample MW	Separation Mode	Sample Solubility	Sample MW	Separation Mode
Aqueous soluble	≥ 2,000	RPC	Organic soluble	≥ 2,000	SEC
		LEX			
		IEX			
		SEC			
		IEC			
		HIC			
		AFC			
	≤ 2,000	RPC		≤ 2,000	SEC
		HILIC			
		LEX			
		IEX			PRC
		IC			
		SEC			
		IEC			
AFC	NPC				
CS					

RPC : Reversed Phase Chromatography
 HILIC : Hydrophilic Interaction Chromatography
 NPC : Normal Phase Chromatography
 LEX : Ligand Exchange Chromatography
 IEX : Ion Exclusion Chromatography
 IC : Ion Chromatography
 SEC : Size Exclusion Chromatography
 IEC : Ion Exchange Chromatography
 HIC : Hydrophobic Interaction Chromatography
 AFC : Affinity Chromatography
 CS : Chiral Separation Chromatography

Column Selection (Application)

Pharmaceuticals, Cosmetics

		Separation Mode	Page
Pharmaceuticals Metabolites Additives	Hydrophobic substances	RPC	8, 10, 12, 22
	Hydrophilic substances	HILIC	16, 20
		IEC + RPC	12
		LEX + SEC	26, 27
	Substances in bio-fluid (serum-plasma-urine)	RPC	8
		SEC + RPC	46, 48
Polymer	SEC	38, 42, 48, 54, 60	
Moisturizers	Polyalcohols	RPC	12
		LEX + SEC	26
		LEX + HILIC	26
		SEC	42, 48
	Protein hydrolysates	RPC	10, 12, 23
		SEC	38, 39
Mucopolysaccharides	SEC	42	
Emulsifiers	Surfactants	RPC	8
		SEC + RPC	48
		SEC	50, 56, 58
Preservatives	Paraben Dehydroacetic acid	RPC	10, 12, 22, 23
Optical active materials		CS	74

Foods

		Separation Mode	Page
Nutritional ingredients	Monosaccharides Disaccharides Sugar alcohols	HILIC	16, 20
		LEX + SEC	26
		LEX + HILIC	26
	Oligosaccharides	HILIC	16, 20
		LEX + HILIC	26
		SEC	26, 42, 46
	Low molecular weight water-soluble dietary fiber	SEC	46
	Polysaccharides	SEC	26, 42
	Organic acids	RPC	8, 12
		IEC + RPC	30
		IC	32
	Water-soluble vitamins	RPC	8, 10, 12, 14
		IEC + RPC	12
	Fat-soluble vitamins	HILIC	16, 20
		RPC	10
NPC		23	
Fatty acids	SEC	50, 54	
	RPC	12, 22	
Nucleic acids (umami)	SEC	48, 50, 52, 54	
	IEC+SEC	46	
Amino acids	IEC + IEX + RPC	12	
	HILIC	16	
	IC	34	
	IEC	72	
Food safety	Food additives	RPC	10, 12, 74
		HILIC	16, 20
	Pesticides	RPC	12, 22, 23
		IEC + RPC	12
		HILIC	16
	Mycotoxin	IC	32
RPC		22, 23	
Pretreatment of residual pesticides	SEC GPC (clean-up)	76	

Separation Mode (Page 4 and Page 5)

- RPC : Reversed Phase Chromatography
- HILIC : Hydrophilic Interaction Chromatography
- NPC : Normal Phase Chromatography
- LEX : Ligand Exchange Chromatography
- IEX : Ion Exclusion Chromatography
- IC : Ion Chromatography
- SEC : Size Exclusion Chromatography
- IEC : Ion Exchange Chromatography
- HIC : Hydrophobic Interaction Chromatography
- AFC : Affinity Chromatography
- CS : Chiral Separation Chromatography

New Materials

		Separation Mode	Page
Synthetic polymers	Organic solvent soluble	SEC	48, 50, 52, 54, 56, 58, 60
	Polar organic solvent soluble		42, 48, 54, 56, 58, 60
	High temperature/ Ultra high temperature		62
	Water-soluble		38, 42, 46, 48
Additives Oligomers		RPC	10, 12, 22, 23
	Organic solvent soluble	SEC	48, 50, 52, 56, 58
	Polar organic solvent soluble		42, 48, 54, 56, 58
	Water-soluble		38, 42, 46, 48

Biotechnology

		Separation Mode	Page	
Genomics	Nucleobases Nucleotides Nucleosides	RPC	12	
		IEC + SEC	12, 46	
		IEC	70	
	Oligo nucleic acids	HILIC	16	
		RPC	12	
		IEC + SEC	46	
		IEC	70	
	DNA/RNA	SEC	42, 46	
	Proteomics	Amino acids	RPC	10
			IEC + IEX + RPC	12
HILIC			16	
IEC			72	
IEC + SEC			46	
Peptides Proteins		RPC	10, 12, 23	
		SEC	38, 42, 46, 48	
		IEC	70, 72	
		HIC	74	
Glycomics		Glycoproteins	RPC	10, 12
	SEC		38, 42, 46, 48	
	IEC		70, 72	
	HIC		74	
	Sugar chains	HILIC	16, 20	
	Monosaccharides	HILIC	16, 20	
		LEX + SEC	26	
		LEX + HILIC	26	
	Sialic acids Uronic acids Aldonic acids	IEX + RPC	30	
	Hormones	Amines	RPC	8, 10, 12
IEC			72	
Steroids		RPC	10	
		HILIC	16, 20	
		SEC	42, 48	
Lipids	Phospholipids	NPC	23	
		SEC	48, 50, 54	
	Lipoproteins	SEC	38, 42	

Environment

		Separation Mode	Page	
Water quality	Anions	IC	32	
	Oxyhalides	IC	32	
		IEC+HILIC	16	
	Cyanide Cyanogen chloride	IEX	30	
	Cations	IC	34	
	Surfactants	RPC	10, 22, 23	
		SEC+RPC	48	
	Pesticides	RPC	12, 22, 23	
		IEC+RPC	12	
		HILIC	16	
IC		32		
Soil	Anions	IC	32	
	Heavy metals	IC	34	
	Humic substances	SEC	42	
	Organic arsenic	IEX+RPC	12	
	Pesticides	RPC	12, 22, 23	
		IEC+RPC	12	
		HILIC	16	
		IC	32	
	Environmental hormones	Pretreatment of Phthalates PCBs Benzo[a]pyrene	SEC GPC (clean-up)	76
	Bioethanols	Monosaccharides Oligosaccharides	HILIC	16, 20
LEX+SEC			26	
Oligosaccharides Alcohols Furfural		LEX+SEC	26	
Saccharides Organic acids Alcohols Furfural		IEX+RPC+SEC	30	
Hemicelluloses Celluloses		SEC	54, 62	
Biodiesels		Cations	IC	34
	Fatty acid glycerides	SEC	48	
	Fatty acid methyl esters	RPC	12	
	Organic acids	IC	32	

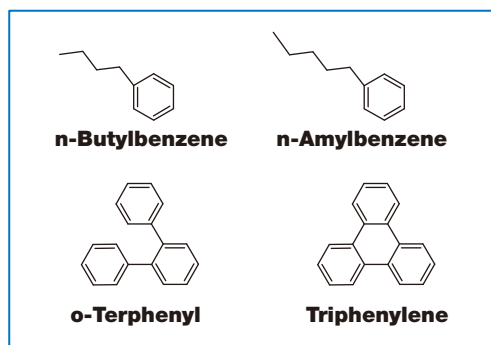
Comparison of Shodex Reversed Phase Chromatography (RPC) Column Features

ODS columns are the most popular reversed phase columns that are packed with silica-based octadecyl group. Shodex provides not only ODS columns but also polymer-based reversed phase columns with different functional groups. Please use following descriptions about the column features as guidelines to select suitable columns for your application purposes.

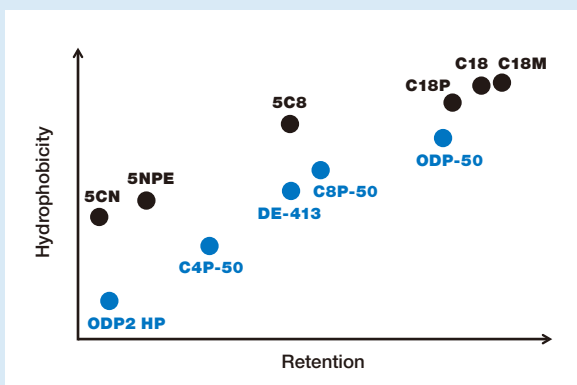
Features

ODP2 HP	<ul style="list-style-type: none"> Provides a large theoretical plate number nearly twice as much as generally available polymer-based reversed phase columns do Offers enhanced retention of high polar substances compared to ODS columns Suitable for the analysis of small molecules such as pharmaceuticals in the presence of protein matrix Ideal for LC/MS analysis of high polar compounds Fulfills USP L39 requirements
ODP-50 (C8P-50)* C4P-50	<ul style="list-style-type: none"> Relatively large pore size is suitable for the analysis of amino acids, peptides, and proteins Usable in a wide pH range from pH 2 to 13 Usable in 100 % water and buffer solution Best used for the analysis of basic substances ODP-50 fulfills USP L67 requirements
(ODP-40)*	<ul style="list-style-type: none"> Higher performance type of ODP-50 series Fulfills USP L67 requirements
(RP18-415)*	<ul style="list-style-type: none"> Large pore size is suitable for the analysis of proteins and peptides Fulfills USP L21 requirements
DS-613 DS-413	<ul style="list-style-type: none"> Suitable for reversed phase analysis of highly hydrophilic substances that are not well retained by ODS columns Fulfill USP L21 requirements
DE-613 DE-413 DE-213	<ul style="list-style-type: none"> General purpose polymer-based column having similar polarity as ODS columns Wide working pH range (from pH 2 to 12), usable in 100 % water and buffer solutions Fulfill USP L71 requirements
DM-614	<ul style="list-style-type: none"> Suitable for the analysis of amino acids and water-soluble vitamins Fulfills USP L39 requirements
NN-814 (NN-614)* (NN-414)*	<ul style="list-style-type: none"> The packing material modified with sulfo groups supports multimode (reversed phase and cation exchange) analysis Ideal for the analysis of complex samples containing neutral and ionic substances
JJ-50	<ul style="list-style-type: none"> The packing material is modified with trace amounts of quaternary ammonium groups, and supports multimode (reversed phase and anion exchange) analysis Ideal for analysis of complex samples containing neutral and ionic substances
C18	<ul style="list-style-type: none"> Fully end capped ODS column available at very reasonable price Fulfills USP L1 requirements
C18M	<ul style="list-style-type: none"> Monomeric type ODS column, fully end capped high purity silica (99.99 % or higher) Fulfills USP L1 requirements
(C18P)*	<ul style="list-style-type: none"> Polymeric type ODS column, fully end capped high purity silica (99.99 % or higher) Excellent acid tolerance Advantageous for separating planar and nonplanar compounds from each other Fulfills USP L1 requirements
New C18U	<ul style="list-style-type: none"> UHPLC column (Maximum pressure: 100 MPa) Achieves high performance analysis with sub-2 μm particles Organic/inorganic silica hybrid particles provide excellent resolution and mechanical stability and improved alkali durability (from pH 1 to 12) Usable in 100 % water and buffer solution Fulfills USP L1 requirements
(5C8)*	<ul style="list-style-type: none"> Use when the retention capacity of C18 is too strong Rapid mass transfer and fast equilibration allow its use as an ion-pair chromatography Fulfills USP L7 requirements
(5CN)*	<ul style="list-style-type: none"> Utilizes reversed phase interaction and π-electron interaction to separate regioisomers, which typically cannot be separated with ODS or C8 columns Fulfills USP L10 requirements
(5NPE)*	<ul style="list-style-type: none"> Utilizes several types of interactions based on π-electrons to separate structural isomers

The interrelation between hydrophobicity and retention, and the interrelation between steric selectivity and retention were compared among Shodex columns for reversed phase chromatography. The retention factor (k') of amylbenzene was used as the retention, the separation factor (α) between n-butylbenzene and n-amylbenzene was used as the hydrophobicity. The separation factor between o-terphenyl and triphenylene was used as the steric recognition. Larger separation factor means higher hydrophobicity and higher steric selectivity.

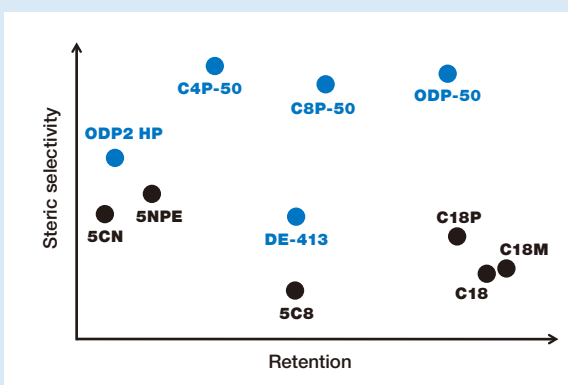


Hydrophobicity differences among Shodex RPCs



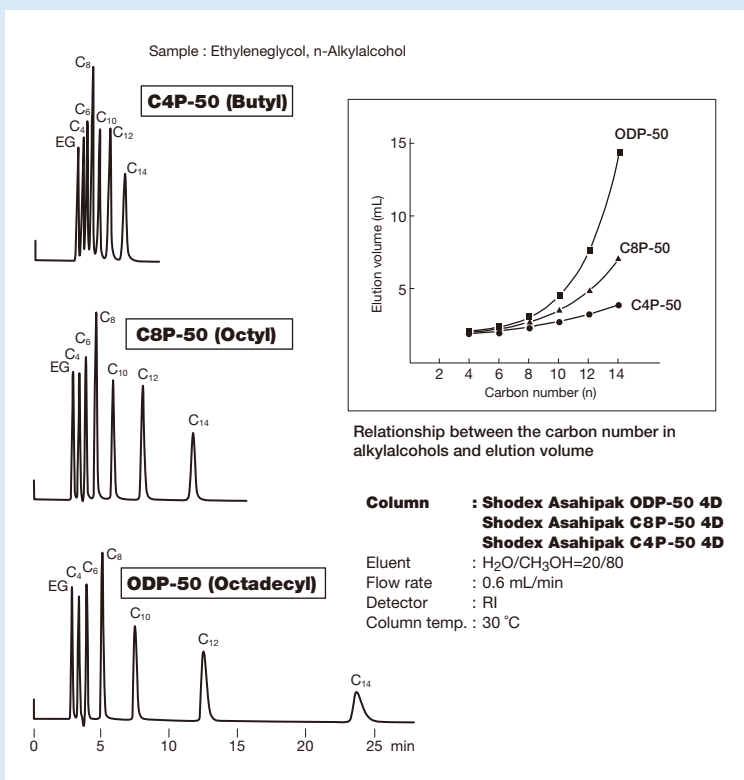
Column size : 4.6 mm I.D. x 150 mm each
 Eluent : H₂O/CH₃OH=20/80
 Flow rate : 1.0 mL/min
 Detector : UV (254 nm)
 Column temp. : 40 °C

Steric selectivity differences among Shodex RPCs

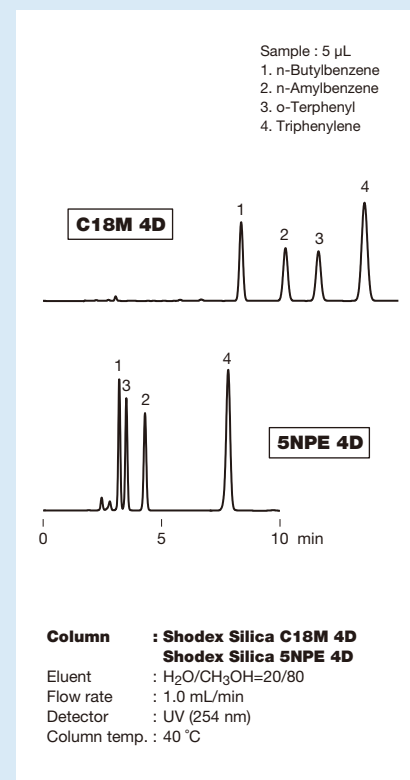


Column size : 4.6 mm I.D. x 150 mm each
 Eluent : H₂O/CH₃OH=20/80
 Flow rate : 1.0 mL/min
 Detector : UV (254 nm)
 Column temp. : 40 °C

Comparison of different functional groups on the separation of alkylalcohols



Effects of steric selectivity differences



Polymer-based Reversed Phase Chromatography Columns (ODP2 HP)

Please refer to “Comparison of Shodex Reversed Phase Chromatography (RPC) Column Features” on page 6 and 7 for features.

● Standard columns

Product Code	Product Name	Plate Number (TP/column)	Functional Group	Particle Size (μm)	Pore Size (Å)	Column Size (mm) I.D. x Length	Shipping Solvent
F7622001	ODP2 HP-4B	≥ 3,500	-	5	40	4.6 x 50	H ₂ O/CH ₃ CN=55/45
F7622002	ODP2 HP-4D	≥ 10,000	-	5	40	4.6 x 150	H ₂ O/CH ₃ CN=55/45
F7622003	ODP2 HP-4E	≥ 17,000	-	5	40	4.6 x 250	H ₂ O/CH ₃ CN=55/45
F6714010	ODP2 HPG-4A	(guard column)	-	5	-	4.6 x 10	H ₂ O/CH ₃ CN=55/45

Base Material: Polyhydroxymethacrylate

● Semi-micro columns

Product Code	Product Name	Plate Number (TP/column)	Functional Group	Particle Size (μm)	Pore Size (Å)	Column Size (mm) I.D. x Length	Shipping Solvent
F7622004	ODP2 HP-2B	≥ 3,000	-	5	40	2.0 x 50	H ₂ O/CH ₃ CN=55/45
F7622005	ODP2 HP-2D	≥ 7,000	-	5	40	2.0 x 150	H ₂ O/CH ₃ CN=55/45
F6714011	ODP2 HPG-2A	(guard column)	-	5	-	2.0 x 10	H ₂ O/CH ₃ CN=55/45

Base Material: Polyhydroxymethacrylate

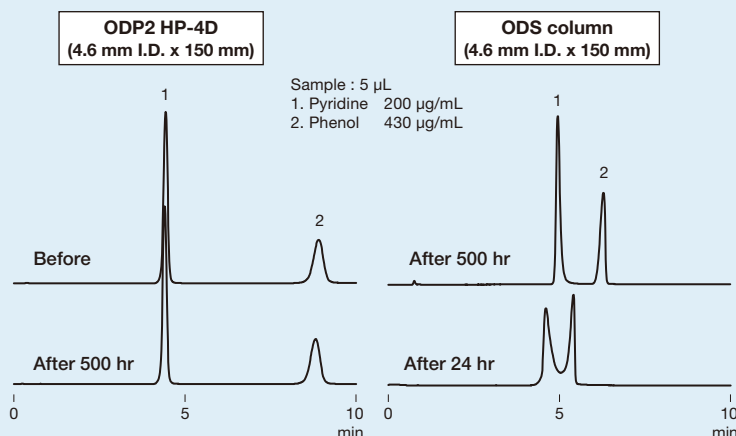
● Preparative columns [Preparative columns are made to order]

Product Code	Product Name	Plate Number (TP/column)	Particle Size (μm)	Column Size (mm) I.D. x Length	Standard Column
F6822001	ODP2 HP-10E	≥ 9,500	6	10.0 x 250	ODP2 HP
F6714015	ODP2 HPG-7B	(guard column)	6	7.5 x 50	(guard column)

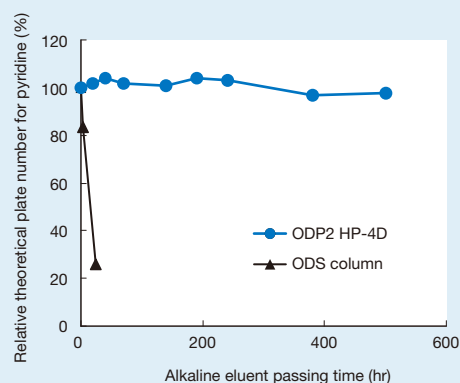
Base Material: Polyhydroxymethacrylate

● Comparison between ODP2 HP-4D and an ODS column for their alkaline tolerances

Chromatograms obtained before and after passing alkaline eluent



Correlation between alkaline eluent passing time and relative theoretical plate number

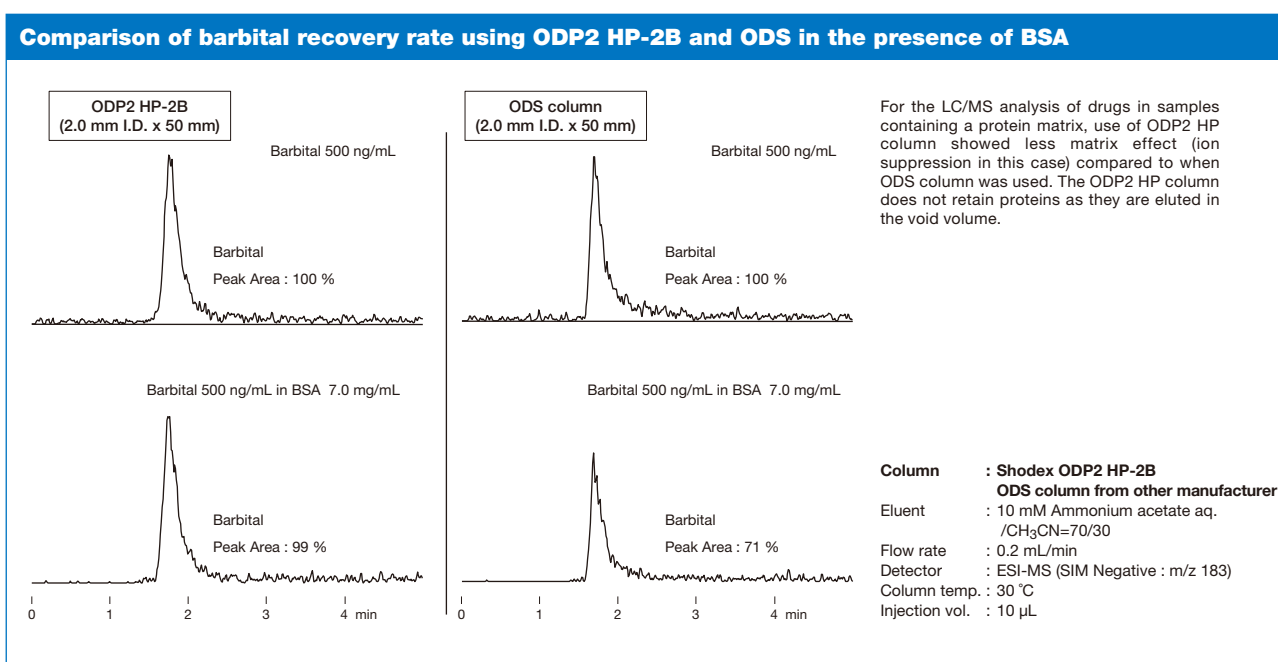
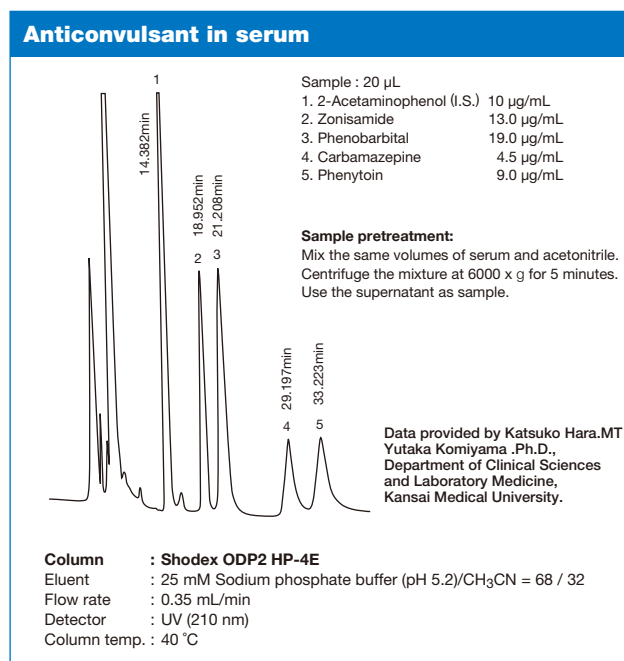
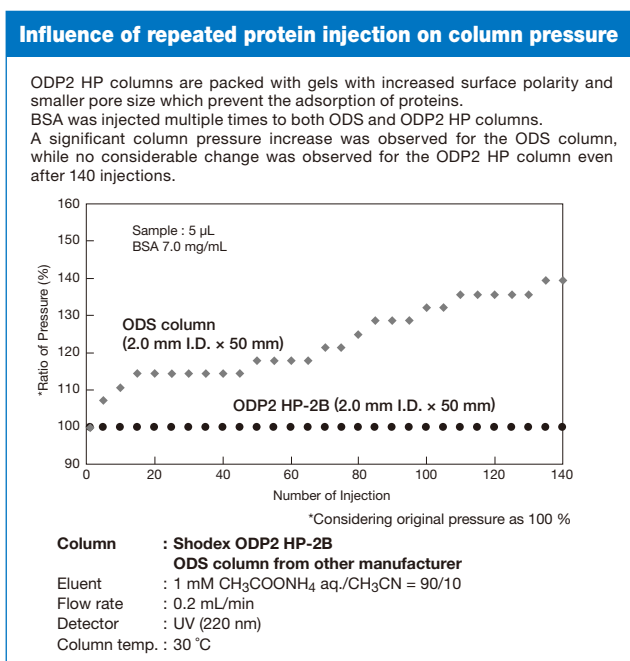
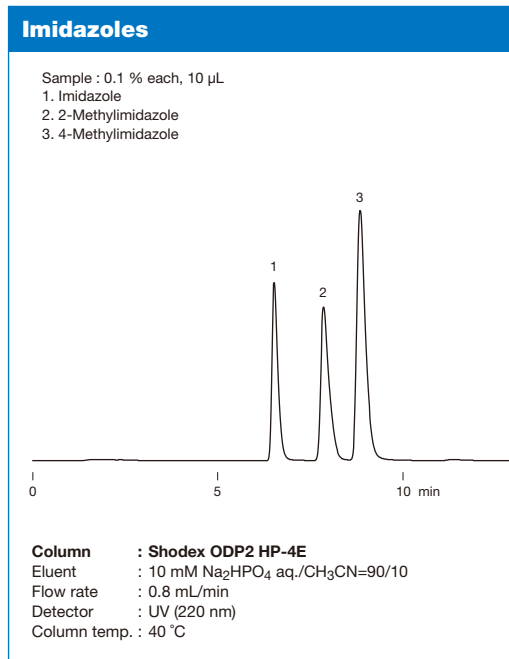
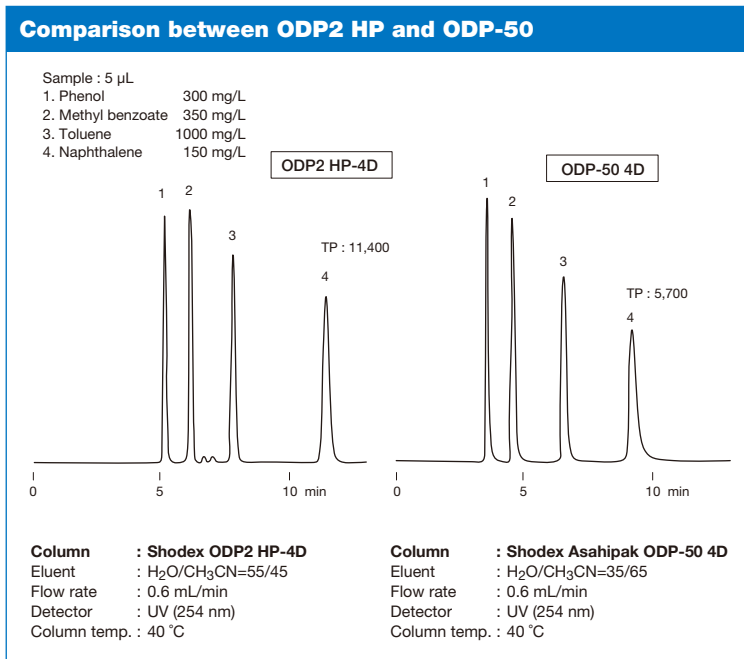


Analysis condition

Column : Shodex ODP2 HP-4D
 ODS column from other manufacturer
 Eluent : H₂O/CH₃OH=70/30
 Flow rate : 1.0 mL/min
 Detector : UV (254 nm)
 Column temp. : 40 °C

Eluent passing conditions for alkaline tolerance test

Column : Shodex ODP2 HP-4D
 ODS column from other manufacturer
 Eluent : 10 mM Sodium phosphate buffer (pH 12)
 /CH₃CN=45/55
 Flow rate : 0.6 mL/min
 Column temp. : 30 °C



Polymer-based Reversed Phase Chromatography Columns (Asahipak)

Please refer to “Comparison of Shodex Reversed Phase Chromatography (RPC) Column Features” on page 6 and 7 for features.

● Standard columns

Product Code	Product Name	Plate Number (TP/column)	Functional Group	Particle Size (μm)	Pore Size (Å)	Column Size (mm) I.D. x Length	Shipping Solvent
F7621001	(Asahipak ODP-40 4D)*	≥ 11,000	Octadecyl	4	250	4.6 x 150	H ₂ O/CH ₃ CN=35/65
F7621002	(Asahipak ODP-40 4E)*	≥ 17,000	Octadecyl	4	250	4.6 x 250	H ₂ O/CH ₃ CN=35/65
F7620002	Asahipak ODP-50 6D	≥ 9,000	Octadecyl	5	250	6.0 x 150	H ₂ O/CH ₃ CN=35/65
F7620001	Asahipak ODP-50 6E	≥ 14,000	Octadecyl	5	250	6.0 x 250	H ₂ O/CH ₃ CN=35/65
F6710001	Asahipak ODP-50G 6A	(guard column)	Octadecyl	5	–	6.0 x 10	H ₂ O/CH ₃ CN=35/65
F6710023	Asahipak ODP-50 4B	≥ 2,500	Octadecyl	5	250	4.6 x 50	H ₂ O/CH ₃ CN=35/65
Bestseller F7620004	Asahipak ODP-50 4D	≥ 9,000	Octadecyl	5	250	4.6 x 150	H ₂ O/CH ₃ CN=35/65
Bestseller F7620003	Asahipak ODP-50 4E	≥ 14,000	Octadecyl	5	250	4.6 x 250	H ₂ O/CH ₃ CN=35/65
F6710022	Asahipak ODP-50G 4A	(guard column)	Octadecyl	5	–	4.6 x 10	H ₂ O/CH ₃ CN=35/65
F7620006	(Asahipak C8P-50 4D)*	≥ 7,000	Octyl	5	250	4.6 x 150	H ₂ O/CH ₃ CN=35/65
F7620005	(Asahipak C8P-50 4E)*	≥ 11,000	Octyl	5	250	4.6 x 250	H ₂ O/CH ₃ CN=35/65
F6710002	(Asahipak C8P-50G 4A)*	(guard column)	Octyl	5	–	4.6 x 10	H ₂ O/CH ₃ CN=35/65
F7620008	Asahipak C4P-50 4D	≥ 6,000	Butyl	5	250	4.6 x 150	H ₂ O/CH ₃ CN=35/65
F7620007	(Asahipak C4P-50 4E)*	≥ 9,000	Butyl	5	250	4.6 x 250	H ₂ O/CH ₃ CN=35/65
F6710003	Asahipak C4P-50G 4A	(guard column)	Butyl	5	–	4.6 x 10	H ₂ O/CH ₃ CN=35/65

Base Material: Polyvinyl alcohol

* columns marked with asterisk are available until end of 2021

● Semi-micro columns

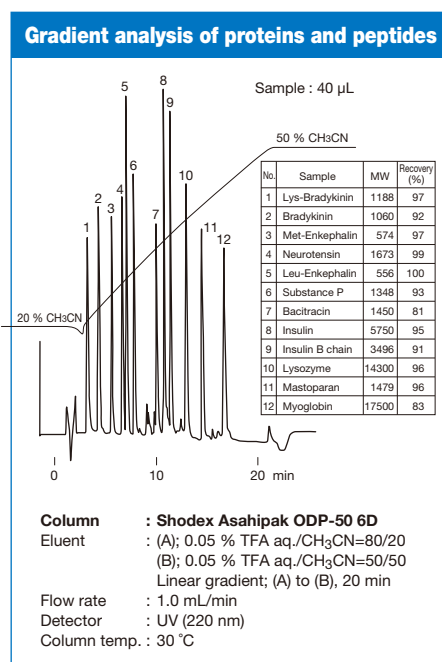
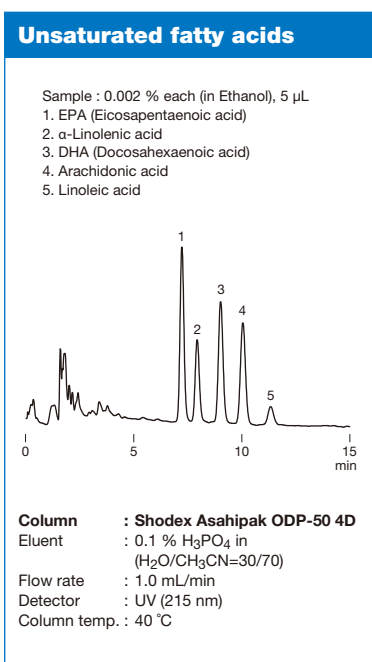
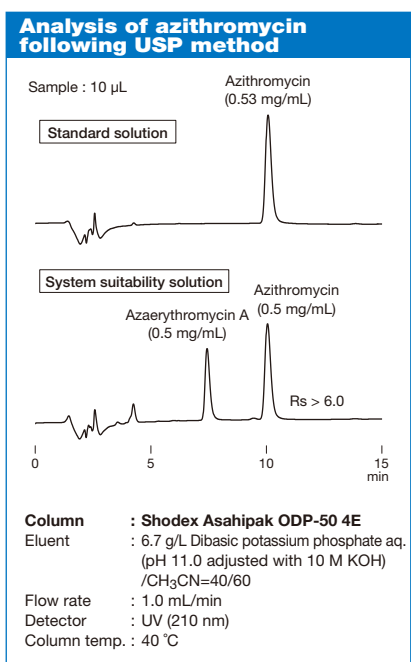
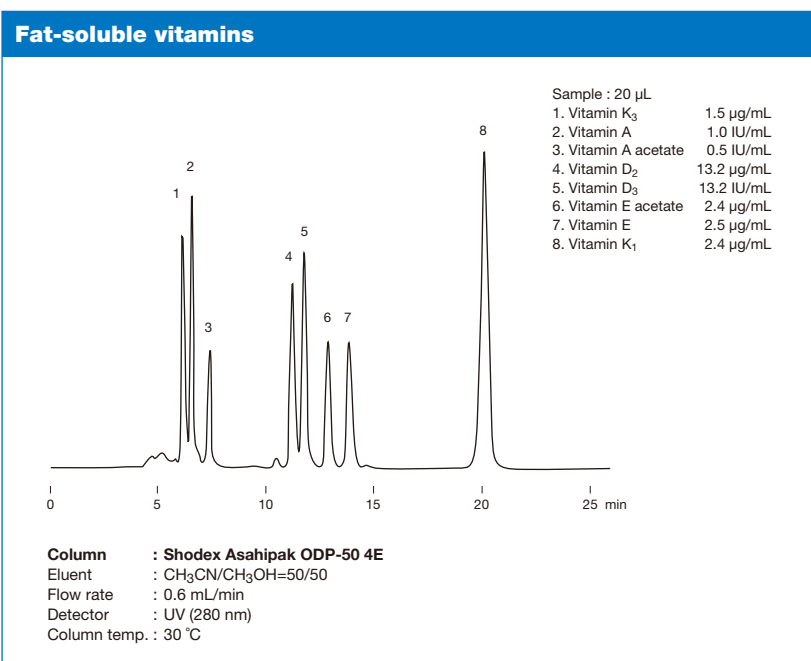
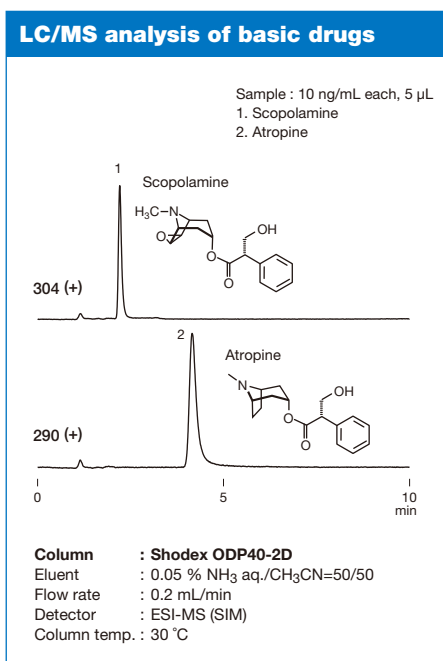
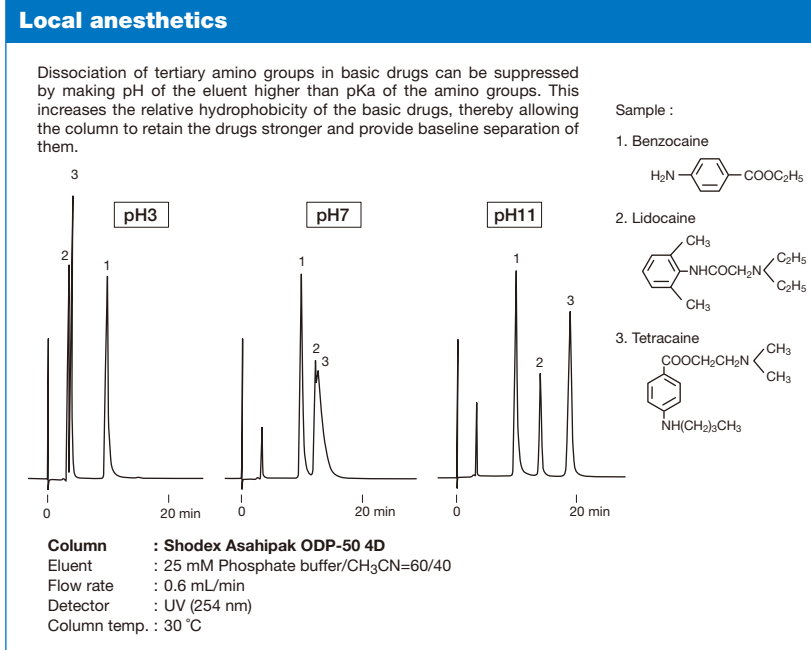
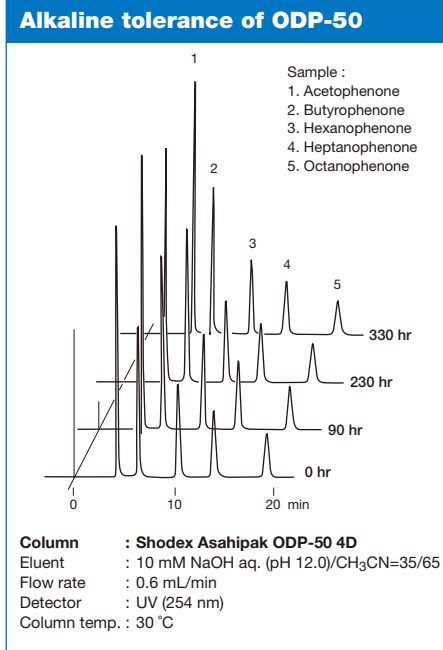
Product Code	Product Name	Plate Number (TP/column)	Functional Group	Particle Size (μm)	Pore Size (Å)	Column Size (mm) I.D. x Length	Shipping Solvent
F7620009	Asahipak ODP-50 2D	≥ 5,000	Octadecyl	5	250	2.0 x 150	H ₂ O/CH ₃ CN=35/65
F6713001	Asahipak ODP-50G 2A	(guard column)	Octadecyl	5	–	2.0 x 10	H ₂ O/CH ₃ CN=35/65

Base Material: Polyvinyl alcohol

● Preparative columns [Preparative columns are made to order]

Product Code	Product Name	Plate Number (TP/column)	Particle Size (μm)	Column Size (mm) I.D. x Length	Standard Column
F6820001	Asahipak ODP-50 10E	≥ 10,000	5	10.0 x 250	ODP-40, ODP-50
F6820035	Asahipak ODP-90 20F	≥ 9,000	9	20.0 x 300	ODP-40, ODP-50
F6710004	Asahipak ODP-130G 7B	(guard column)	13	7.5 x 50	(guard column)

Base Material: Polyvinyl alcohol



Polymer-based Reversed Phase Chromatography Columns (RSpak)

Please refer to “Comparison of Shodex Reversed Phase Chromatography (RPC) Column Features” on page 6 and 7 for features.

● Standard columns

Product Code	Product Name	Plate Number (TP/column)	Base Material	Particle Size (µm)	Pore Size (Å)	Column Size (mm) I.D. x Length	Shipping Solvent
F7009000	(RSpak RP18-415)*	≥ 5,000	Styrene divinylbenzene copolymer	6	450	4.6 x 150	H ₂ O/CH ₃ CN=5/95
F6709558	(RSpak RP18-G)*	(guard column)	Styrene divinylbenzene copolymer	6	–	4.6 x 10	H ₂ O/CH ₃ CN/THF=40/30/30
F7001001	RSpak DS-613	≥ 6,500	Styrene divinylbenzene copolymer	6	200	6.0 x 150	H ₂ O/CH ₃ CN/THF=30/40/30
F7001012	RSpak DS-413	≥ 11,000	Styrene divinylbenzene copolymer	3.5	200	4.6 x 150	H ₂ O/CH ₃ CN/THF=40/30/30
F6700140	RSpak DS-G	(guard column)	Styrene divinylbenzene copolymer	10	–	4.6 x 10	H ₂ O/CH ₃ CN/THF=30/40/30
F7001004	RSpak DE-613	≥ 7,000	Polymethacrylate	6	25	6.0 x 150	H ₂ O
F7001005	RSpak DE-413	≥ 11,000	Polymethacrylate	4	25	4.6 x 150	H ₂ O/CH ₃ CN=50/50
F7009030	(RSpak DE-413L)*	≥ 17,000	Polymethacrylate	4	25	4.6 x 250	H ₂ O/CH ₃ CN=50/50
F6700150	RSpak DE-G 4A	(guard column)	Polymethacrylate	10	–	4.6 x 10	H ₂ O
F7001002	RSpak DM-614	≥ 4,500	Polyhydroxymethacrylate	10	200	6.0 x 150	5 mM H ₃ PO ₄ aq.
F6700160	RSpak DM-G 4A	(guard column)	Polyhydroxymethacrylate	12	–	4.6 x 10	5 mM H ₃ PO ₄ aq.

* columns marked with asterisk are available until end of 2021

● Semi-micro columns

Product Code	Product Name	Plate Number (TP/column)	Base Material	Particle Size (µm)	Pore Size (Å)	Column Size (mm) I.D. x Length	Shipping Solvent
F7001007	RSpak DE-213	≥ 8,000	Polymethacrylate	4	25	2.0 x 150	H ₂ O/CH ₃ CN=50/50
F6700151	RSpak DE-G 2A	(guard column)	Polymethacrylate	6	–	2.0 x 10	H ₂ O/CH ₃ CN=50/50

● Standard columns

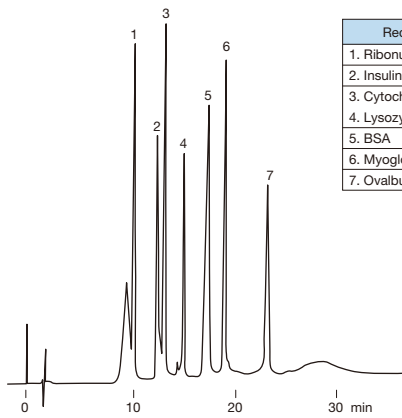
Product Code	Product Name	Plate Number (TP/column)	Functional Group	Base Material	Particle Size (µm)	Pore Size (Å)	Column Size (mm) I.D. x Length	Shipping Solvent
F7008140	RSpak NN-814	≥ 9,000	Sulfo	Polyhydroxymethacrylate	10	200	8.0 x 250	0.1 M Sodium phosphate buffer (pH3.0)
F7008150	(RSpak NN-614)*	≥ 4,000	Sulfo	Polyhydroxymethacrylate	10	200	6.0 x 150	0.1 M Sodium phosphate buffer (pH 3.0)
F6700510	RSpak NN-G	(guard column)	Sulfo	Polyhydroxymethacrylate	10	-	6.0 x 50	0.1 M Sodium phosphate buffer (pH 3.0)
F7008160	(RSpak NN-414)*	≥ 6,000	Sulfo	Polyhydroxymethacrylate	10	200	4.6 x 150	0.1 M Sodium phosphate buffer (pH 3.0)
F7008240	(RSpak JJ-50 4D)*	≥ 4,500	Quaternary ammonium	Polyvinyl alcohol	5	100	4.6 x 150	H ₂ O/CH ₃ CN=40/60

* columns marked with asterisk are available until end of 2021

● Semi-micro columns

Product Code	Product Name	Plate Number (TP/column)	Functional Group	Base Material	Particle Size (µm)	Pore Size (Å)	Column Size (mm) I.D. x Length	Shipping Solvent
F7008220	RSpak JJ-50 2D	≥ 3,500	Quaternary ammonium	Polyvinyl alcohol	5	100	2.0 x 150	H ₂ O/CH ₃ CN=40/60

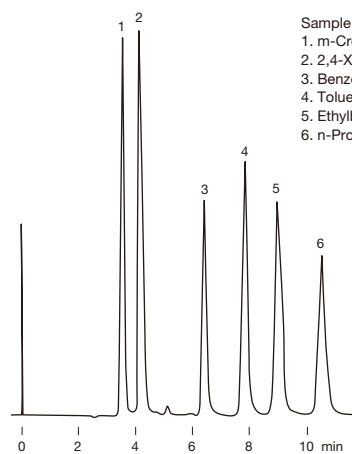
Separation and recovery rate of standard proteins



Recovery (%)	
1. Ribonuclease A	93
2. Insulin	98
3. Cytochrome C	100
4. Lysozyme	100
5. BSA	98
6. Myoglobin	108
7. Ovalbumin	-

Column : Shodex RSpak RP18-415
Eluent : (A); 0.1 % TFA aq./CH₃CN=99/1
 (B); 0.1 % TFA aq./CH₃CN=5/95
 Linear gradient; (B %) 20 % to 60 %, 20 min
Flow rate : 1.0 mL/min
Detector : UV (220 nm)
Column temp. : Room temp.

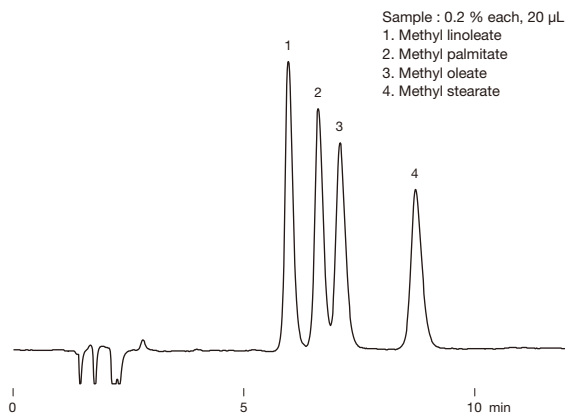
Alkylbenzenes



Sample : 5 µL
 1. m-Cresol 0.1 %
 2. 2,4-Xylenol 0.1 %
 3. Benzene 0.5 %
 4. Toluene 0.5 %
 5. Ethylbenzene 0.5 %
 6. n-Propylbenzene 0.5 %

Column : Shodex RSpak DS-613
Eluent : H₂O/CH₃CN/THF=30/40/30
Flow rate : 1.0 mL/min
Detector : UV (254 nm)
Column temp. : 40 °C

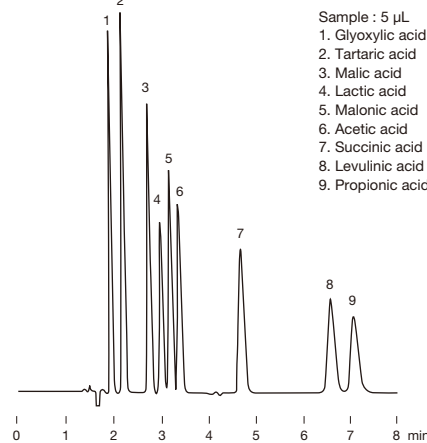
Fatty acid methyl esters



Sample : 0.2 % each, 20 µL
 1. Methyl linoleate
 2. Methyl palmitate
 3. Methyl oleate
 4. Methyl stearate

Column : Shodex RSpak DS-413
Eluent : H₂O/CH₃CN/THF=25/45/30
Flow rate : 1.0 mL/min
Detector : RI
Column temp. : 40 °C

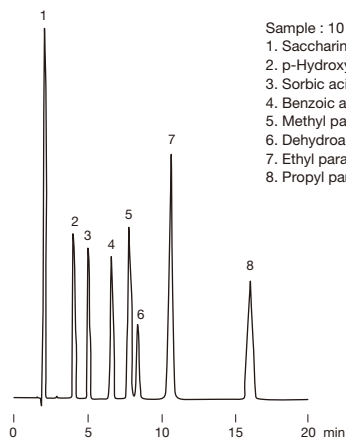
Organic acids



Sample : 5 µL
 1. Glyoxylic acid 1.78 mg/mL
 2. Tartaric acid 1.95 mg/mL
 3. Malic acid 2.06 mg/mL
 4. Lactic acid 2 µL/mL
 5. Malonic acid 1.95 mg/mL
 6. Acetic acid 2 µL/mL
 7. Succinic acid 2.05 mg/mL
 8. Levulinic acid 1.95 mg/mL
 9. Propionic acid 2 µL/mL

Column : Shodex RSpak DE-413
Eluent : 10 mM H₃PO₄ aq.
Flow rate : 1.0 mL/min
Detector : RI
Column temp. : 50 °C

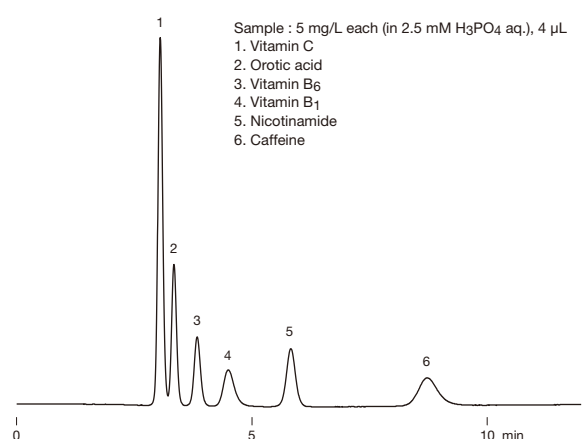
Food additives (Preservatives)



Sample : 10 µL
 1. Saccharin sodium 0.005 %
 2. p-Hydroxybenzoic acid 0.005 %
 3. Sorbic acid 0.02 %
 4. Benzoic acid 0.02 %
 5. Methyl paraben 0.01 %
 6. Dehydroacetic acid 0.01 %
 7. Ethyl paraben 0.02 %
 8. Propyl paraben 0.02 %

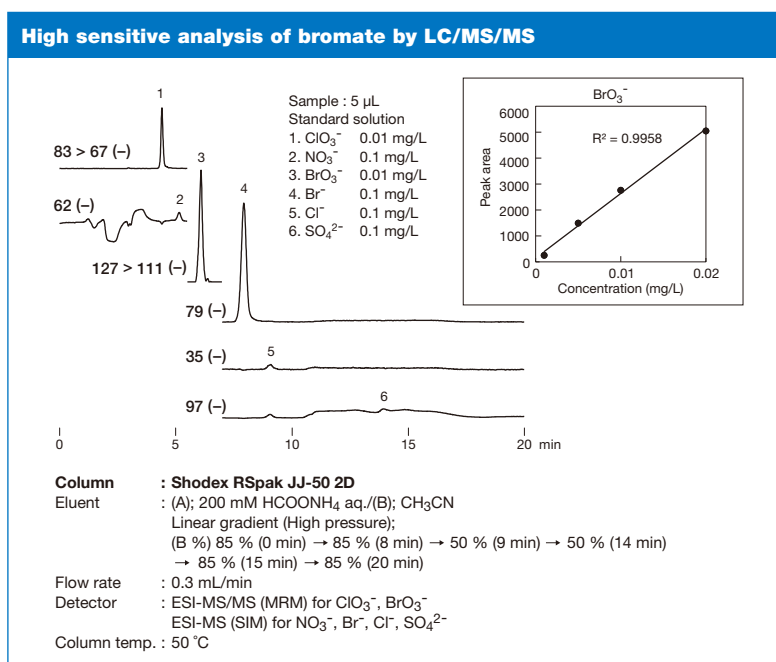
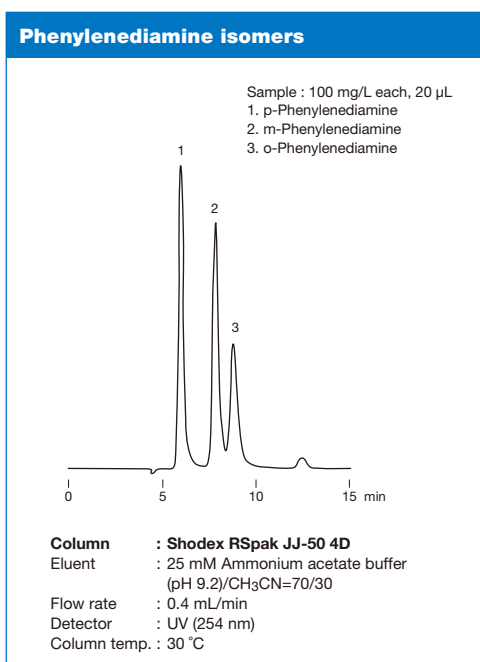
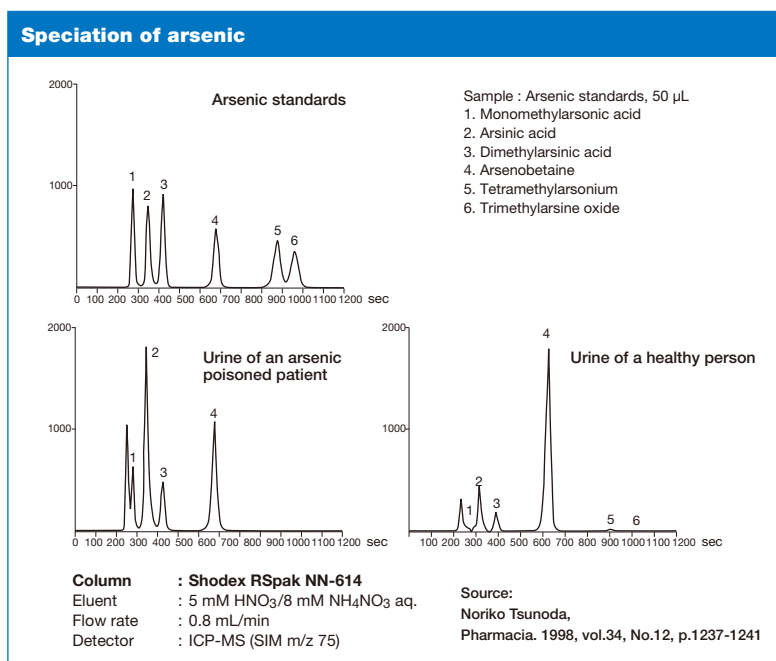
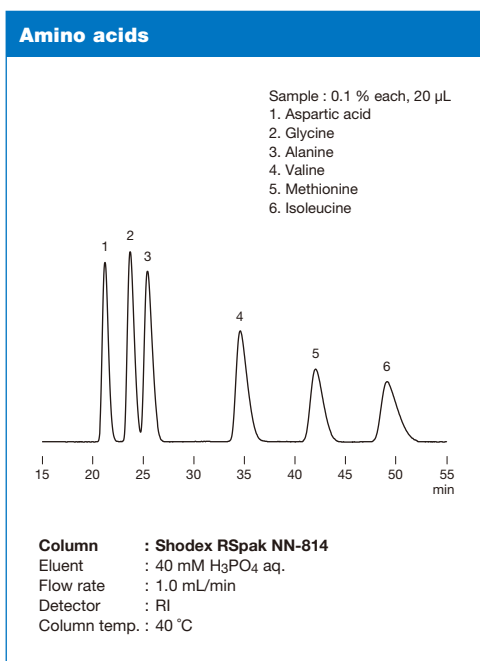
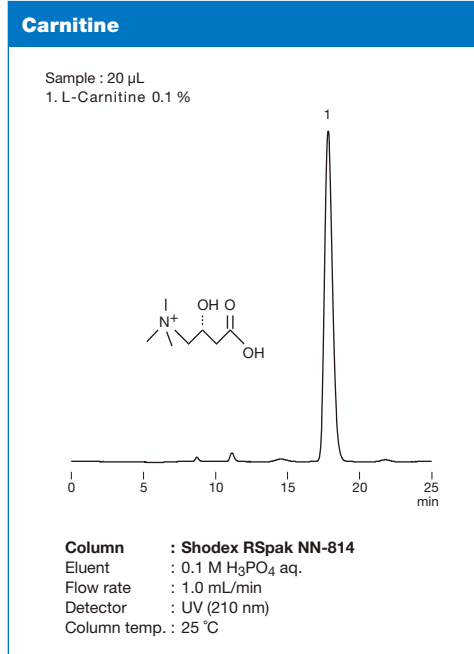
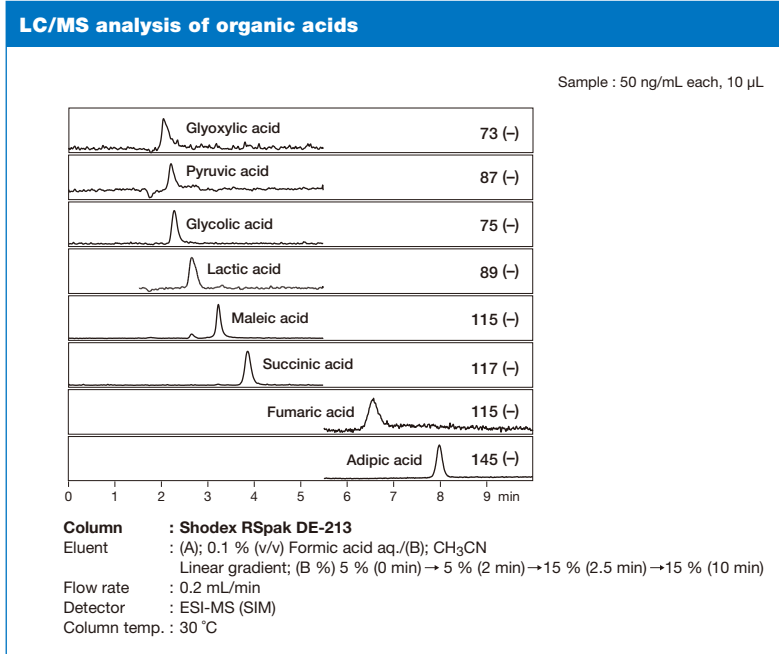
Column : Shodex RSpak DE-413
Eluent : 50 mM KH₂PO₄ + 0.1 % H₃PO₄ aq./CH₃CN
 =65/35
Flow rate : 1.0 mL/min
Detector : UV (210 nm)
Column temp. : 40 °C

Vitamins



Sample : 5 mg/L each (in 2.5 mM H₃PO₄ aq.), 4 µL
 1. Vitamin C
 2. Orotic acid
 3. Vitamin B₆
 4. Vitamin B₁
 5. Nicotinamide
 6. Caffeine

Column : Shodex RSpak DM-614
Eluent : 0.055 M Na₂HPO₄ + 0.045 M KH₂PO₄ aq.
Flow rate : 1.0 mL/min
Detector : UV (254 nm)
Column temp. : 30 °C



Polymer-based Hydrophilic Interaction Chromatography (HILIC) Columns (HILICpak)

Features

- VG-50**
- Suitable for saccharide analysis using HILIC mode
 - Recovers reducing saccharides with high ratio
 - Polymer-based packing material provides excellent chemical stability and minimum deterioration over an extended time period
 - Easily regenerated by washing in an alkaline solution
 - Appropriate for evaporative light scattering detector, corona charged aerosol detector, and LC/MS
- VT-50**
- Suitable for anionic substances (especially phosphate compounds) analysis using HILIC mode
 - Use of some eluents add ion exchange mode
 - Polymer-based packing material provides excellent chemical stability and minimum deterioration over an extended time period
 - Suitable for LC/MS analysis
- VC-50**
- Modified carboxyl group is suitable for cationic substance analysis including amines
 - The dominant separation mode is RP or IEX rather than HILIC mode
- VN-50**
- The modified diol groups on the packing material create the HILIC mode
 - Suitable for oligosaccharide and oligonucleotide separation which is not possible by SEC column or conventional HILIC columns

VG-50

● Standard columns (Housing Material: SUS)

Bestseller

Product Code	Product Name	Plate Number (TP/column)	Functional Group	Particle Size (°m)	Pore Size (Å)	Column Size (mm) I.D. x Length	Shipping Solvent
F7630200	HILICpak VG-50 4D	≥ 5,500	tert. Amino	5	100	4.6 x 150	H ₂ O/CH ₃ CN=20/80
F7630100	HILICpak VG-50 4E	≥ 7,500	tert. Amino	5	100	4.6 x 250	H ₂ O/CH ₃ CN=20/80
F6711100	HILICpak VG-50G 4A	(guard column)	tert. Amino	5	100	4.6 x 10	H ₂ O/CH ₃ CN=20/80

Base Material: Polyvinyl alcohol

● Semi-micro columns (Housing Material: PEEK)

Product Code	Product Name	Plate Number (TP/column)	Functional Group	Particle Size (°m)	Pore Size (Å)	Column Size (mm) I.D. x Length	Shipping Solvent
F7630300	HILICpak VG-50 2D	≥ 3,500	tert. Amino	5	100	2.0 x 150	H ₂ O/CH ₃ CN=15/85
F6711200	HILICpak VG-50G 2A	(guard column)	tert. Amino	5	100	2.0 x 10	H ₂ O/CH ₃ CN=15/85

Base Material: Polyvinyl alcohol

VT-50

● Semi-micro columns (Housing Material: PEEK)

Bestseller

Product Code	Product Name	Plate Number (TP/column)	Functional Group	Particle Size (°m)	Pore Size (Å)	Column Size (mm) I.D. x Length	Shipping Solvent
F7630400	HILICpak VT-50 2D	≥ 4,500	Quaternary ammonium	5	100	2.0 x 150	25 mM HCOONH ₄ aq./CH ₃ CN=15/85
F6711300	HILICpak VT-50G 2A	(guard column)	Quaternary ammonium	5	100	2.0 x 10	25 mM HCOONH ₄ aq./CH ₃ CN=15/85

Base Material: Polyvinyl alcohol

VC-50

● Semi-micro columns (Housing Material: PEEK)

Product Code	Product Name	Plate Number (TP/column)	Functional Group	Particle Size (°m)	Pore Size (Å)	Column Size (mm) I.D. x Length	Shipping Solvent
F7630700	HILICpak VC-50 2D	≥ 3,500	Carboxyl	5	100	2.0 x 150	H ₂ O
F6711600	HILICpak VC-50G 2A	(guard column)	Carboxyl	5	100	2.0 x 10	H ₂ O

Base Material: Polyvinyl alcohol

VN-50

● Standard columns (Housing Material: PEEK)

Product Code	Product Name	Plate Number (TP/column)	Functional Group	Particle Size (°m)	Pore Size (Å)	Column Size (mm) I.D. x Length	Shipping Solvent
F7630500	HILICpak VN-50 4D	≥ 10,000	Diol	5	100	4.6 x 150	H ₂ O/CH ₃ CN=25/75
F6711400	HILICpak VN-50G 4A	(guard column)	Diol	5	100	4.6 x 10	H ₂ O/CH ₃ CN=25/75

Base Material: Polyvinyl alcohol

● Semi-micro columns (Housing Material: PEEK)

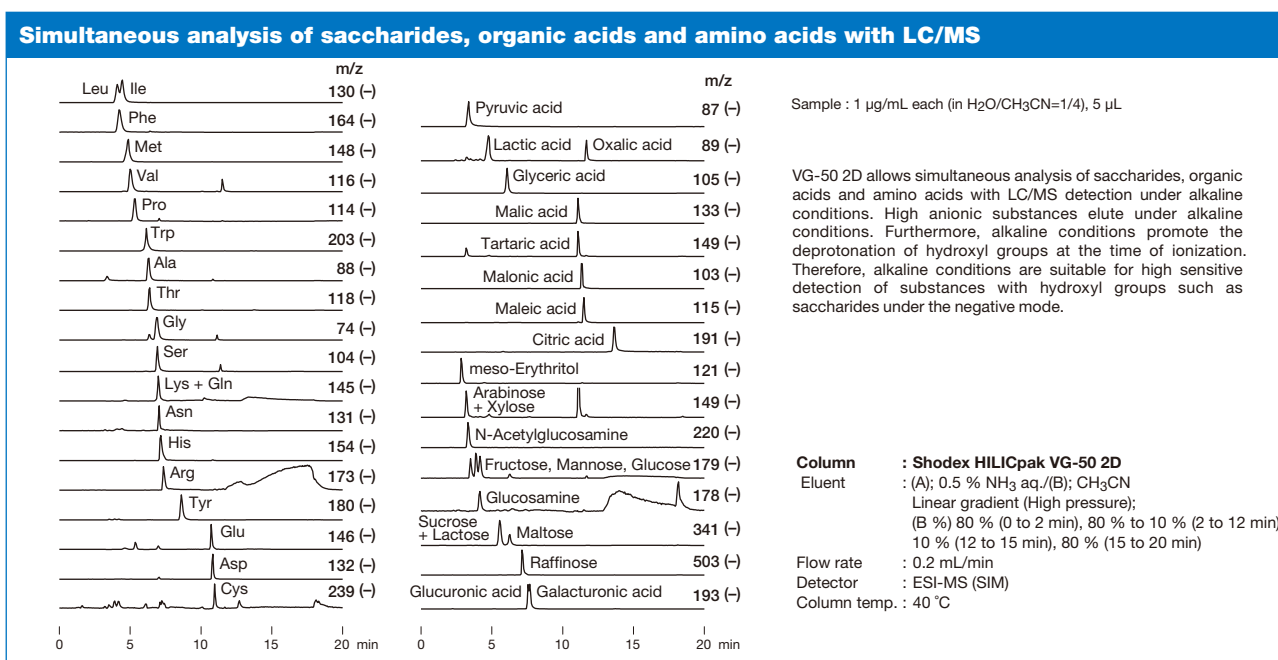
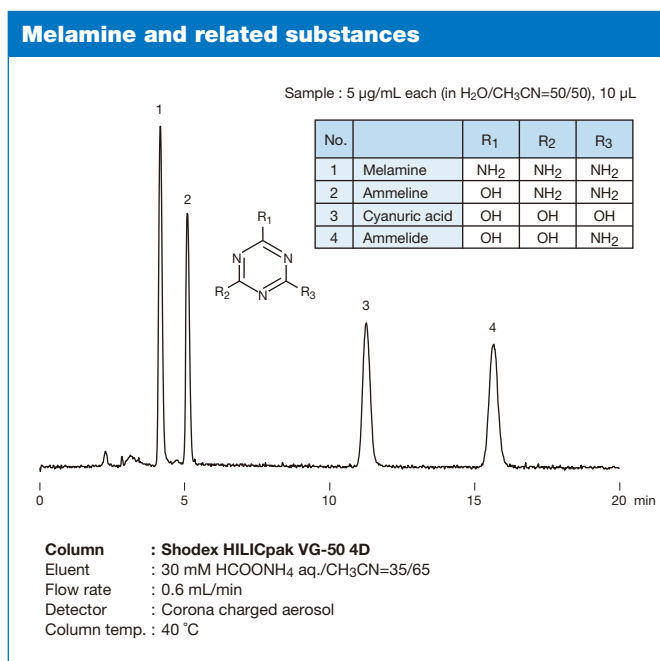
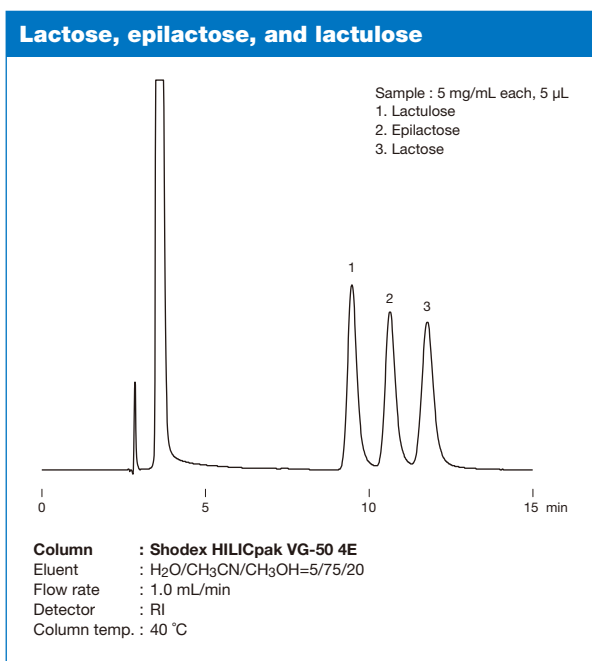
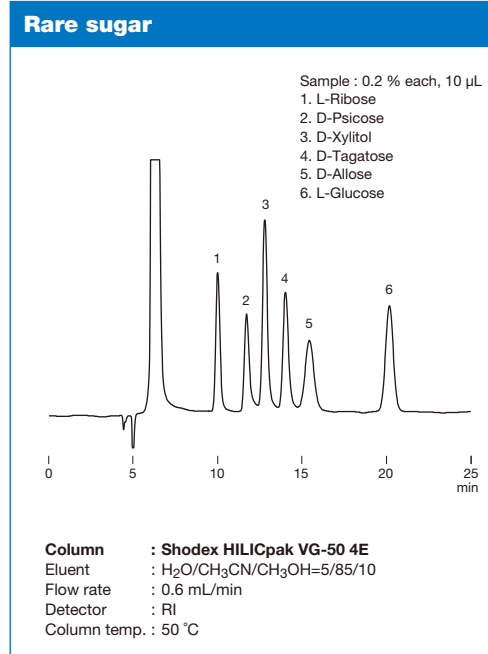
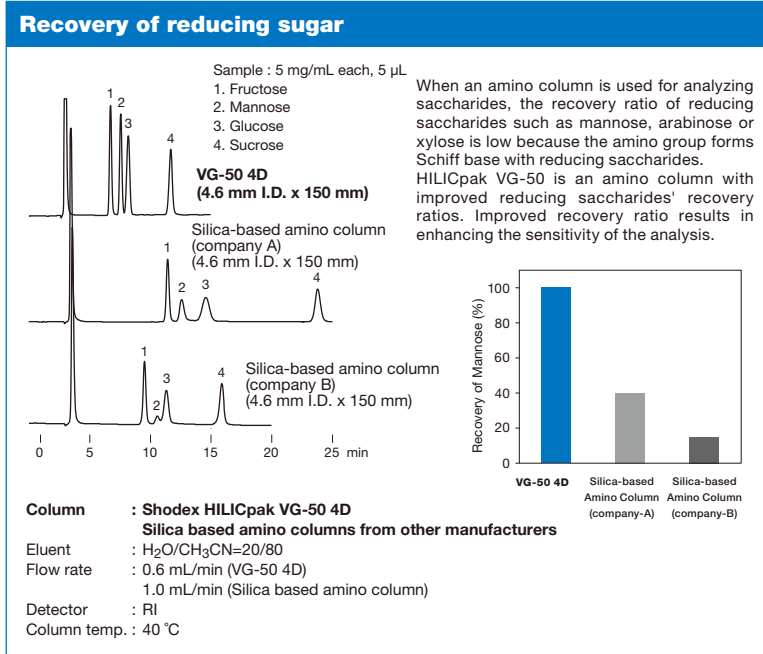
Product Code	Product Name	Plate Number (TP/column)	Functional Group	Particle Size (°m)	Pore Size (Å)	Column Size (mm) I.D. x Length	Shipping Solvent
F7630600	HILICpak VN-50 2D	≥ 3,500	Diol	5	100	2.0 x 150	H ₂ O/CH ₃ CN=25/75
F6711500	HILICpak VN-50G 2A	(guard column)	Diol	5	100	2.0 x 10	H ₂ O/CH ₃ CN=25/75

Base Material: Polyvinyl alcohol

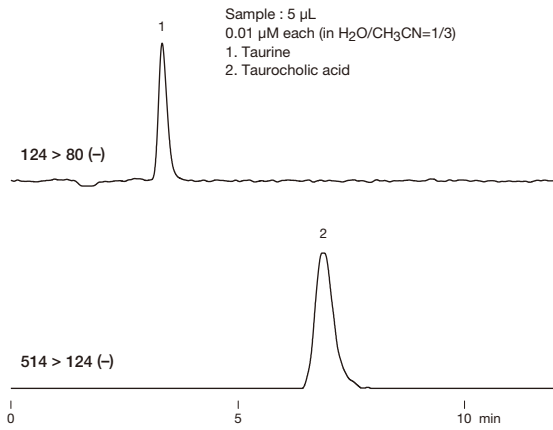
● Preparative columns (Housing Material: SUS) [Preparative columns are made to order.]

Product Code	Product Name	Plate Number (TP/column)	Particle Size (°m)	Column Size (mm) I.D. x Length	Standard Column
F6830100	HILICpak VN-50 10E	≥ 11,000	5	10.0 x 250	VN-50
F6711400	HILICpak VN-50G 4A	(guard column)	5	4.6 x 10	(guard column)

Base Material: Polyvinyl alcohol

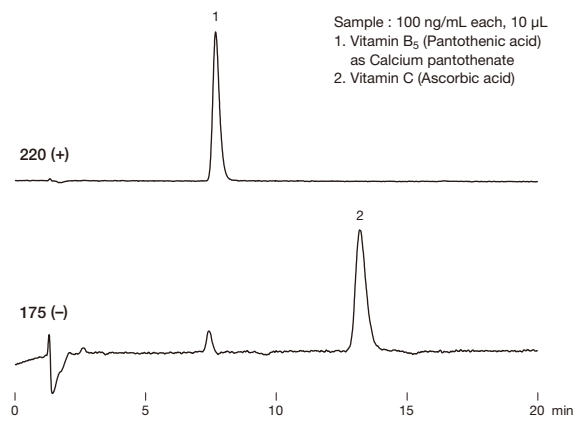


LC/MS/MS analysis of organic sulfonic acids



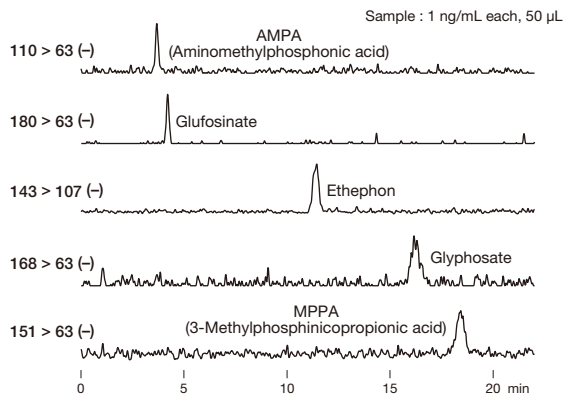
Column : Shodex HILICpak VT-50 2D
Eluent : 50 mM HCOONH₄ aq./CH₃CN=20/80
Flow rate : 0.3 mL/min
Detector : ESI-MS/MS (MRM)
Column temp. : 30 °C

LC/MS analysis of pantothenic acid and vitamin C



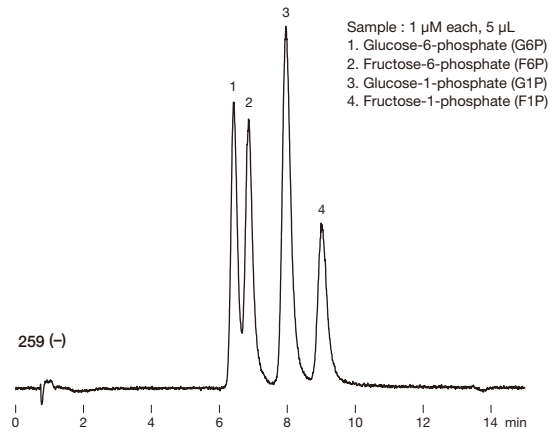
Column : Shodex HILICpak VT-50 2D
Eluent : 50 mM HCOONH₄ aq./CH₃CN=30/70
Flow rate : 0.2 mL/min
Detector : ESI-MS (SIM)
Column temp. : 30 °C

LC/MS/MS analysis of glyphosate and glufosinate



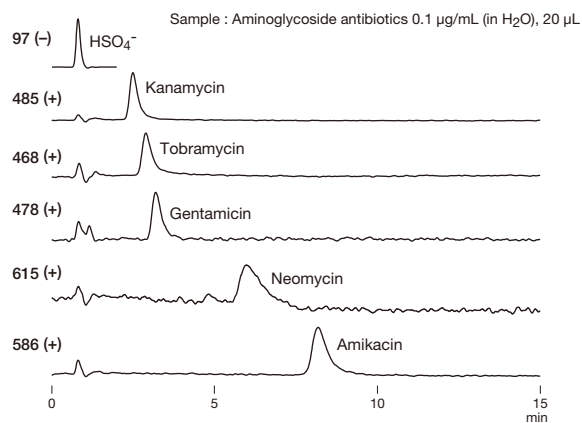
Column : Shodex HILICpak VT-50 2D
Eluent : 50 mM HNH₄CO₃ aq./CH₃CN=50/50
Flow rate : 0.3 mL/min
Detector : ESI-MS/MS (MRM)
Column temp. : 40 °C

LC/MS analysis of phosphorylated saccharides



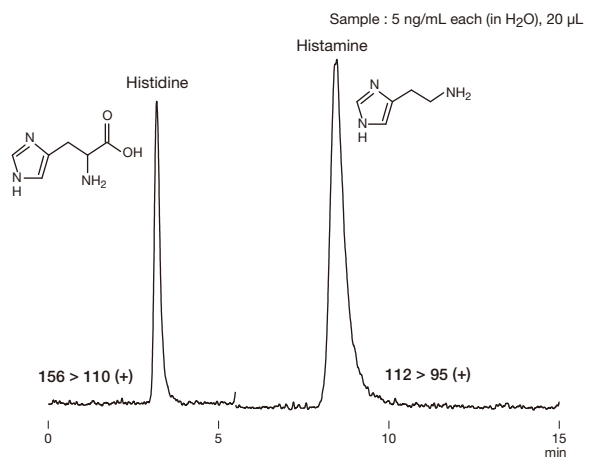
Column : Shodex HILICpak VT-50 2D
Eluent : 25 mM HCOONH₄ aq./CH₃CN=80/20
Flow rate : 0.3 mL/min
Detector : ESI-MS (SIM)
Column temp. : 60 °C

LC/MS analysis of aminoglycoside antibiotics

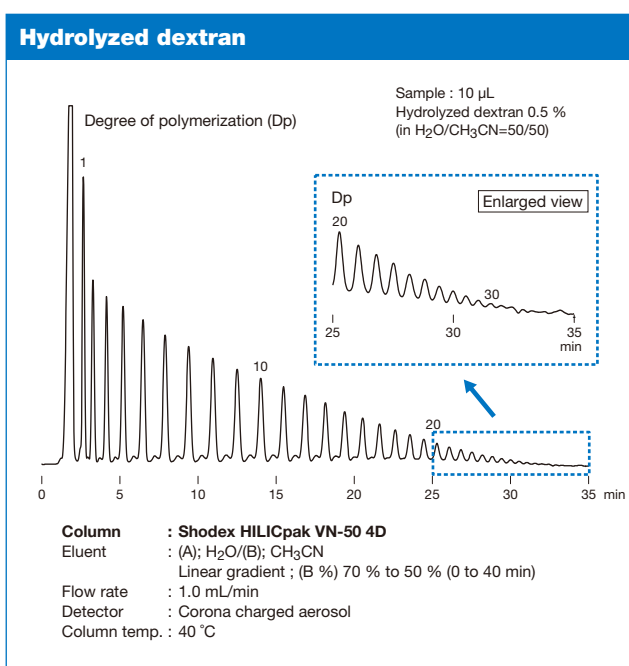
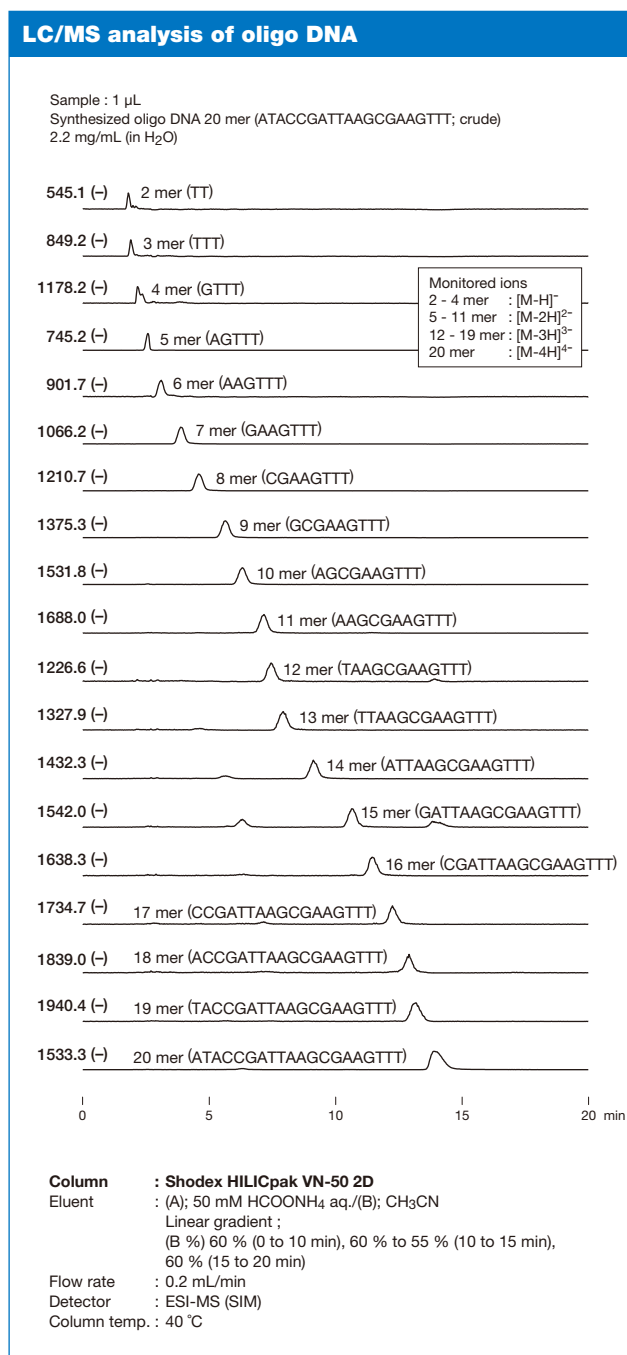
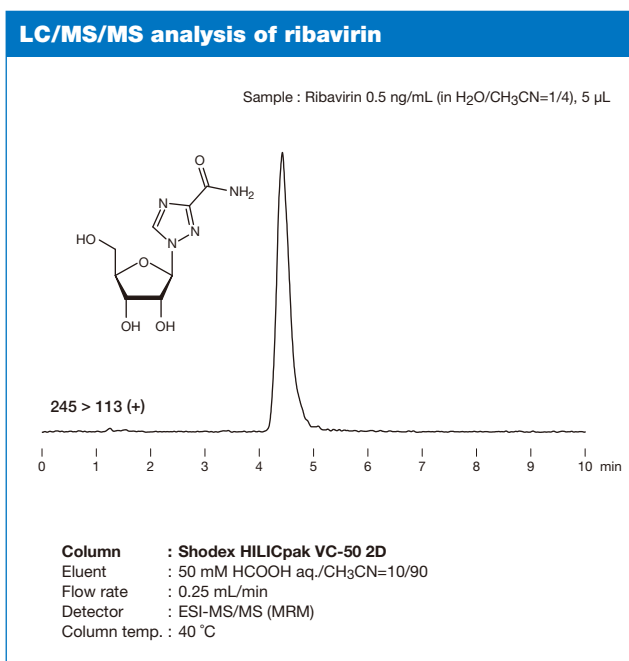
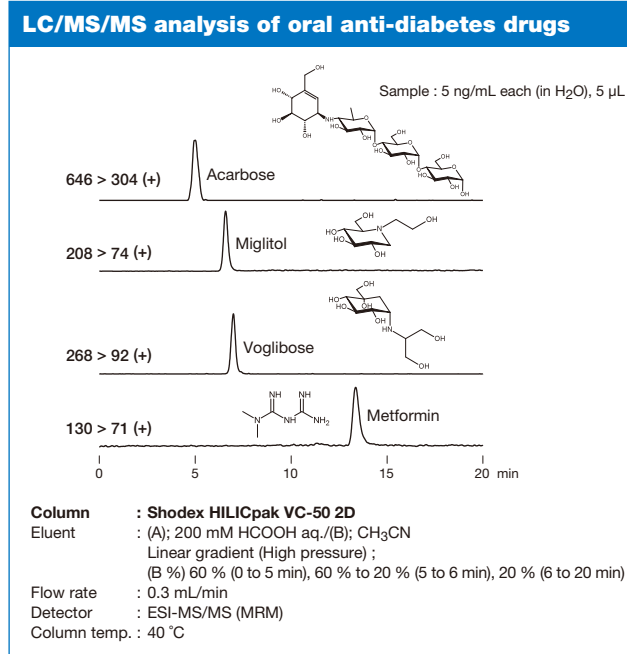
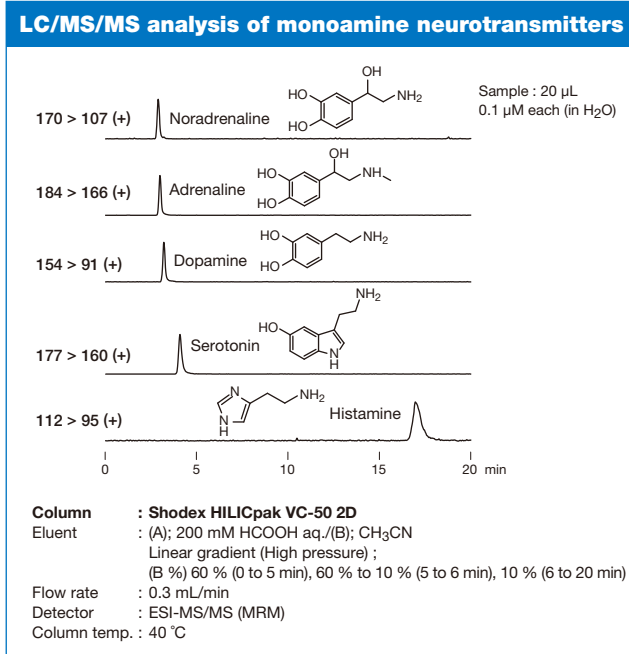


Column : Shodex HILICpak VC-50 2D
Eluent : (A); 1.5 % NH₃ aq./ (B); CH₃CN
Linear gradient (High pressure);
(B %) 30 % to 10 % (0 to 5 min), 10 % (5 to 15 min)
Flow rate : 0.3 mL/min
Detector : ESI-MS (SIM)
Column temp. : 40 °C

LC/MS/MS analysis of histamine and histidine



Column : Shodex HILICpak VC-50 2D
Eluent : 250 mM HCOOH aq./CH₃CN=70/30
Flow rate : 0.3 mL/min
Detector : ESI-MS/MS (MRM)
Column temp. : 40 °C



Polymer-based Hydrophilic Interaction Chromatography (HILIC) Columns (Asahipak)

Features

- NH2P-50**
- Suitable for saccharides analysis using HILIC mode
 - Polymer-based packing material provides excellent chemical stability and minimum deterioration over extended time period
 - Easily regenerated by washing in an alkaline solution
 - Appropriate for evaporative light scattering detector, corona charged aerosol detector, and LC/MS
 - Fulfills USP L82 requirements

- NH2P-40**
- Provides higher theoretical plate number than NH2P-50 series

Standard columns

Product Code	Product Name	Plate Number (TP/column)	Functional Group	Particle Size (µm)	Pore Size (Å)	Column Size (mm) I.D. x Length	Shipping Solvent
F7630005	Asahipak NH2P-50 4B	≥ 1,500	Amino	5	100	4.6 x 50	CH ₃ CN
F7630002	Asahipak NH2P-50 4D	≥ 5,500	Amino	5	100	4.6 x 150	CH₃CN
F7630001	Asahipak NH2P-50 4E	≥ 7,500	Amino	5	100	4.6 x 250	CH₃CN
F6710016	Asahipak NH2P-50G 4A	(guard column)	Amino	5	–	4.6 x 10	CH ₃ CN
F7630007	Asahipak NH2P-40 3E	≥ 8,500	Amino	4	100	3.0 x 250	CH ₃ CN
F6710030	Asahipak NH2P-50G 3A	(guard column)	Amino	5	–	3.0 x 10	CH ₃ CN
F6710100	(Asahipak NH2P-LF)*	(line filter)	Amino	–	–	8.0 x 75	CH ₃ CN

Base Material: Polyvinyl alcohol

Semi-micro columns

Product Code	Product Name	Plate Number (TP/column)	Functional Group	Particle Size (µm)	Pore Size (Å)	Column Size (mm) I.D. x Length	Shipping Solvent
F7630006	Asahipak NH2P-50 2D	≥ 3,500	Amino	5	100	2.0 x 150	CH₃CN
F6713000	Asahipak NH2P-50G 2A	(guard column)	Amino	5	–	2.0 x 10	CH ₃ CN
F7630008	(Asahipak NH2P-40 2B)*	≥ 2,000	Amino	4	100	2.0 x 50	CH ₃ CN
F7630009	(Asahipak NH2P-40 2D)*	≥ 5,500	Amino	4	100	2.0 x 150	CH ₃ CN
F7630010	Asahipak NH2P-40 2E	≥ 7,000	Amino	4	100	2.0 x 250	CH ₃ CN

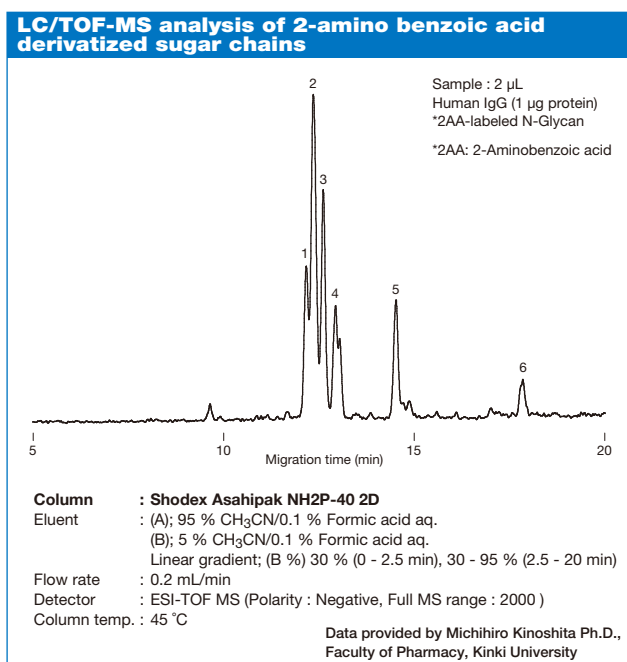
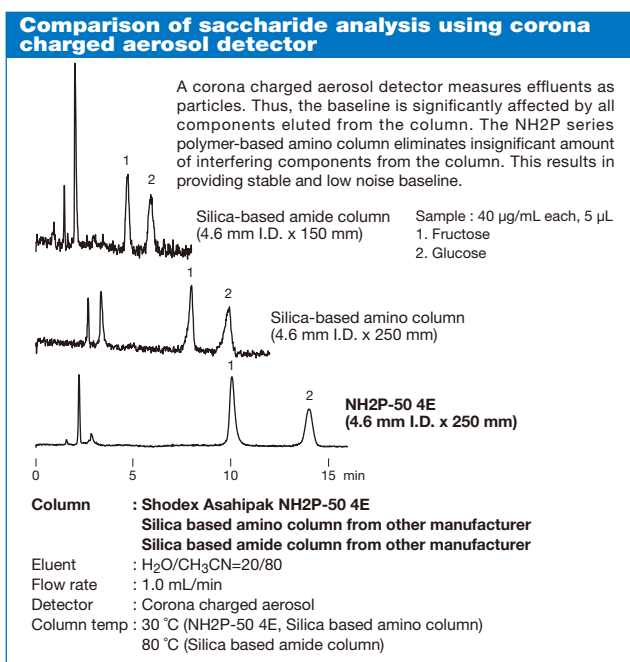
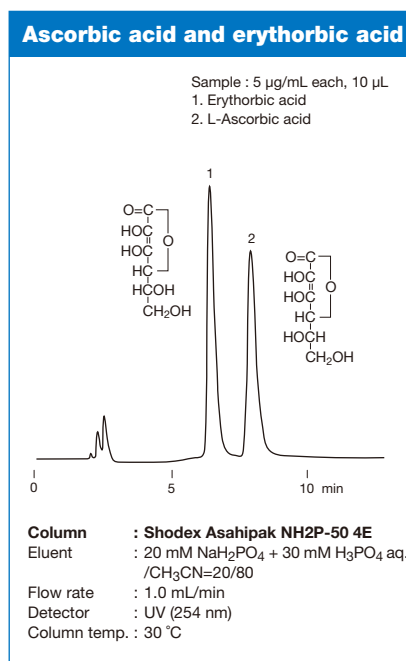
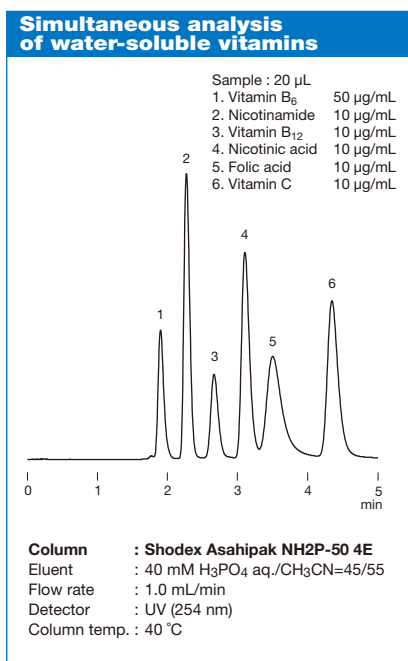
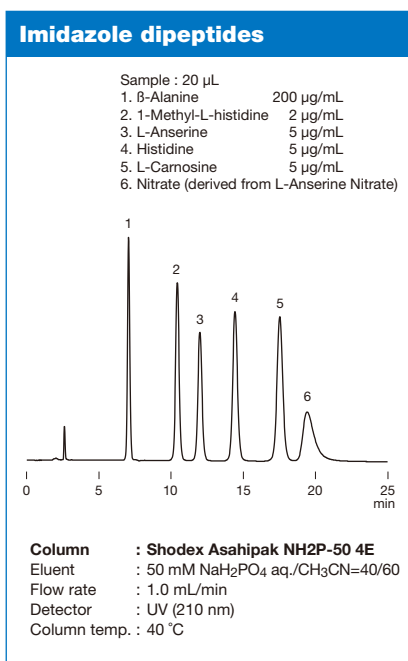
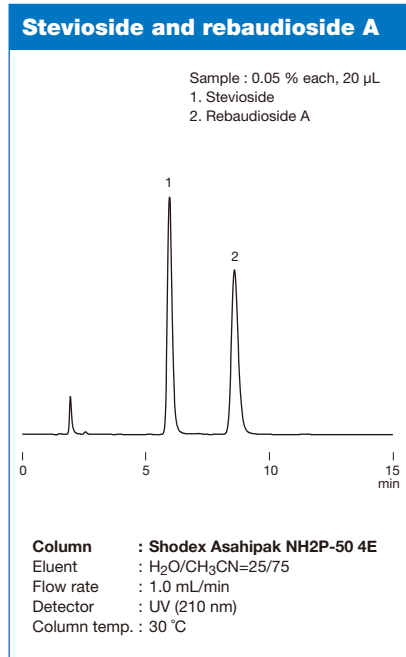
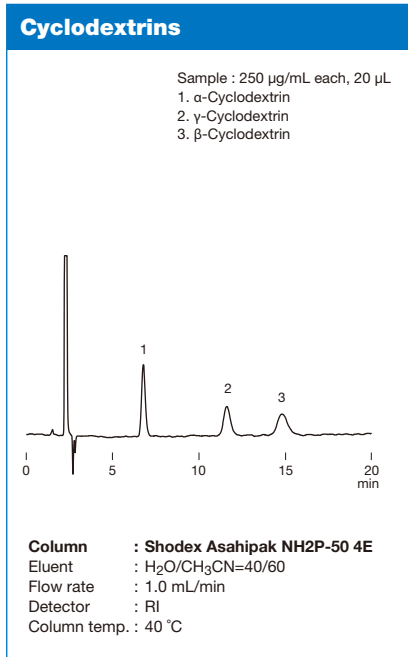
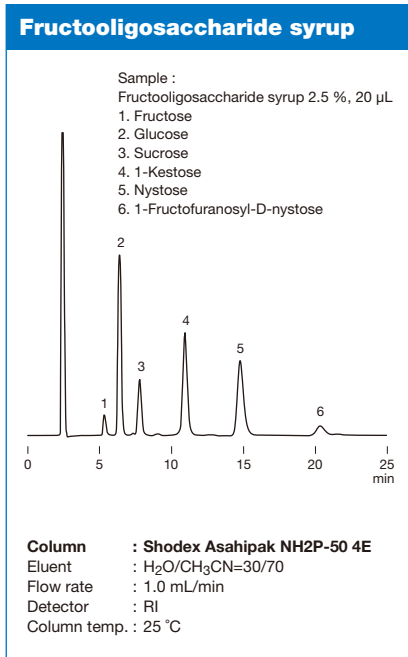
Base Material: Polyvinyl alcohol

Preparative columns [Preparative columns are made to order.]

Product Code	Product Name	Plate Number (TP/column)	Particle Size (µm)	Column Size (mm) I.D. x Length	Shipping Solvent
F6830001	Asahipak NH2P-50 10E	≥ 10,000	5	10.0 x 250	NH ₂ P-50
F6710016	Asahipak NH2P-50G 4A	(guard column)	5	4.6 x 10	(guard column)
F6830031	Asahipak NH2P-90 20F	≥ 10,000	9	20.0 x 300	NH ₂ P-50
F6710017	Asahipak NH2P-130G 7B	(guard column)	13	7.5 x 50	(guard column)

Base Material: Polyvinyl alcohol

* columns marked with asterisk are available until end of 2021



Silica-based Reversed Phase Chromatography Columns (ODS Columns)

Please refer to “Comparison of Shodex Reversed Phase Chromatography (RPC) Column Features” on page 6 and 7 for features.

● Standard columns

	Product Code	Product Name	Plate Number (TP/column)	Functional Group	Particle Size (μm)	Carbon Load (%)	Pore Size (Å)	Column Size (mm) I.D. x Length	Shipping Solvent
Bestseller	F6651010	C18-4D	≥ 13,000	Octadecyl	5	17	120	4.6 x 150	H ₂ O/CH ₃ OH=25/75
	F6651011	C18-4E	≥ 21,000	Octadecyl	5	17	120	4.6 x 250	H ₂ O/CH ₃ OH=25/75
	F6650040	Silica C18M 4D	≥ 10,000	Octadecyl	5	16	100	4.6 x 150	H ₂ O/CH ₃ OH=30/70
Bestseller	F6650041	Silica C18M 4E	≥ 16,000	Octadecyl	5	16	100	4.6 x 250	H ₂ O/CH ₃ OH=30/70
	F6650045	(Silica C18P 4D)*	≥ 10,000	Octadecyl	5	17	100	4.6 x 150	H ₂ O/CH ₃ OH=30/70
	F6650046	(Silica C18P 4E)*	≥ 16,000	Octadecyl	5	17	100	4.6 x 250	H ₂ O/CH ₃ OH=30/70

Base Material: Silica

● Semi-micro columns

Product Code	Product Name	Plate Number (TP/column)	Functional Group	Particle Size (μm)	Carbon Load (%)	Pore Size (Å)	Column Size (mm) I.D. x Length	Shipping Solvent
F6650042	(Silica C18M 2D)*	≥ 9,000	Octadecyl	5	16	100	2.0 x 150	H ₂ O/CH ₃ CN=40/60
F6650047	(Silica C18P 2D)*	≥ 9,000	Octadecyl	5	17	100	2.0 x 150	H ₂ O/CH ₃ CN=40/60

Base Material: Silica

● Preparative columns [Preparative columns are made to order.]

Product Code	Product Name	Plate Number (TP/column)	Particle Size (μm)	Column Size (mm) I.D. x Length	Standard Column
F7560040	(Silica C18M 10E)*	≥ 16,000	5	10.0 x 250	C18M
F7560041	(Silica C18M 20E)*	≥ 16,000	5	20.0 x 250	C18M

Base Material: Silica

Silica-based Reversed Phase Chromatography Columns (Other Columns)

Please refer to “Comparison of Shodex Reversed Phase Chromatography (RPC) Column Features” on page 6 and 7 for features.

● Standard columns

Product Code	Product Name	Plate Number (TP/column)	Functional Group	Particle Size (μm)	Carbon Load (%)	Pore Size (Å)	Column Size (mm) I.D. x Length	Shipping Solvent
F6650052	(Silica 5C8 4D)*	≥ 9,000	Octyl	5	10	100	4.6 x 150	H ₂ O/CH ₃ OH=34/66
F6650053	(Silica 5C8 4E)*	≥ 15,000	Octyl	5	10	100	4.6 x 250	H ₂ O/CH ₃ OH=34/66
F6650058	(Silica 5CN 4D)*	≥ 7,000	Cyanopropyl	5	–	100	4.6 x 150	H ₂ O/CH ₃ OH=60/40
F6650059	(Silica 5CN 4E)*	≥ 12,000	Cyanopropyl	5	–	100	4.6 x 250	H ₂ O/CH ₃ OH=60/40
F6650062	(Silica 5NPE 4D)*	≥ 8,000	Nitrophenylethyl	5	–	100	4.6 x 150	H ₂ O/CH ₃ OH=45/55

Base Material: Silica

* columns marked with asterisk are available until end of 2021

Silica-based Reversed Phase Chromatography Columns (ODS Columns for UHPLC)

Please refer to "Comparison of Shodex Reversed Phase Chromatography (RPC) Column Features" on page 6 and 7 for features.

● Semi-micro columns

Product Code	Product Name	Functional Group	Particle Size (µm)	Carbon Load (%)	Pore Size (Å)	Column Size (mm) I.D. x Length	Shipping Solvent
F6654011	New C18U 2B	Octadecyl	1.9	20*	120	2.0 x 50	CH ₃ CN
F6654012	New C18U 2D	Octadecyl	1.9	20*	120	2.0 x 150	CH ₃ CN

*Containing 8 % for hybrid silica base material.

Base Material: Organic/inorganic hybrid silica

● Guard column for C18 series

Product Code	Product Name	Contents
F6709801	New EXP® cartridges	3 Cartridges
F6709802	New EXP® direct connect holder	One holder (2 titanium hybrid ferrules and 1 nut included)

EXP is registered trademark of Optimize Technologies, Inc.



Allows direct attachment to the analytical column

Silica-based Normal Phase Chromatography and HILIC Columns

Features

- (5SIL)***
 - Packed with high purity silica (99.99 % or higher)
 - Suitable used with nonpolar organic solvents for normal phase analysis
 - Fulfills USP L3 requirements

- (5NH)***
 - Suitable for saccharides analysis using HILIC mode
 - Fulfills USP L8 requirements

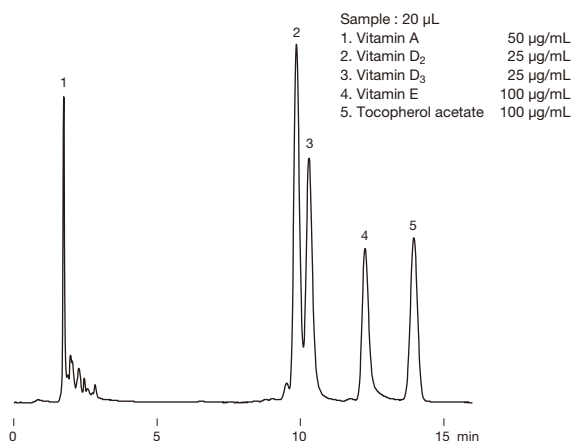
● Standard columns

Product Code	Product Name	Plate Number (TP/column)	Functional Group	Particle Size (µm)	Carbon Load (%)	Pore Size (Å)	Column Size (mm) I.D. x Length	Shipping Solvent
F6650050	(Silica 5SIL 4D)*	≥ 9,000	-	5	-	100	4.6 x 150	C ₆ H ₁₄ /C ₂ H ₅ OH=95/5
F6650051	(Silica 5SIL 4E)*	≥ 15,000	-	5	-	100	4.6 x 250	C ₆ H ₁₄ /C ₂ H ₅ OH=95/5
F6650060	(Silica 5NH 4D)*	≥ 5,000	Aminopropyl	5	-	100	4.6 x 150	H ₂ O/CH ₃ CN=5/95
F6650061	(Silica 5NH 4E)*	≥ 8,000	Aminopropyl	5	-	100	4.6 x 250	H ₂ O/CH ₃ CN=5/95

Base Material: Silica

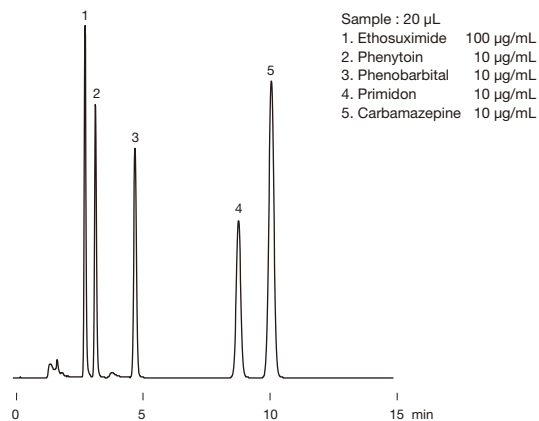
* columns marked with asterisk are available until end of 2021

Fat-soluble vitamins



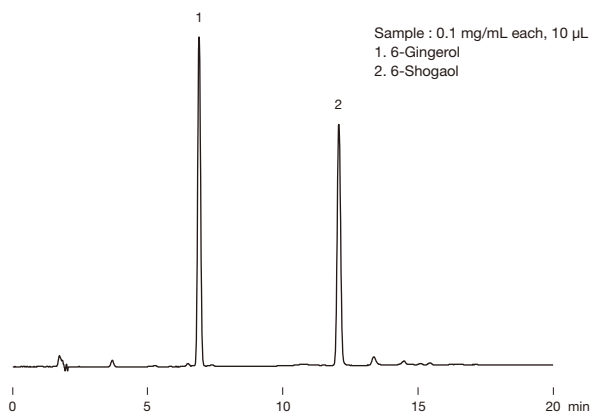
Column : Shodex C18-4D
 Eluent : CH₃CN
 Flow rate : 1.0 mL/min
 Detector : UV (280 nm)
 Column temp. : 40 °C

Anticonvulsant



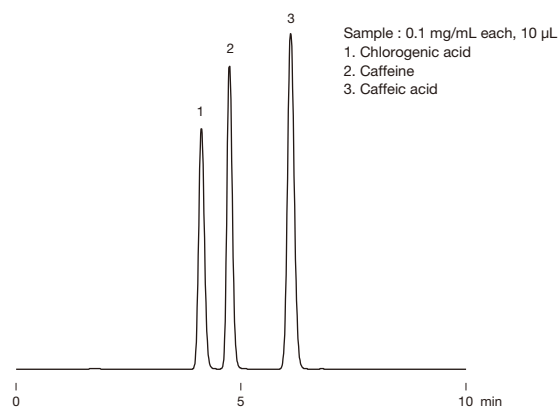
Column : Shodex C18-4D
 Eluent : 100 mM Phosphate buffer (pH 2.1) /CH₃OH/CH₃CN=4/2/1
 Flow rate : 1.0 mL/min
 Detector : UV (210 nm)
 Column temp. : 40 °C

Gingerol and shogaol



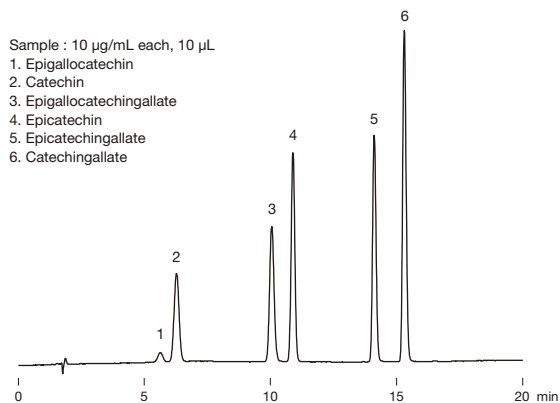
Column : Shodex Silica C18M 4D
 Eluent : (A) ; H₂O/(B) ; CH₃CN
 Linear gradient : (B %) 40 % to 70 % (15 min)
 Flow rate : 1.0 mL/min
 Detector : UV (280 nm)
 Column temp. : 40 °C

Chlorogenic acid



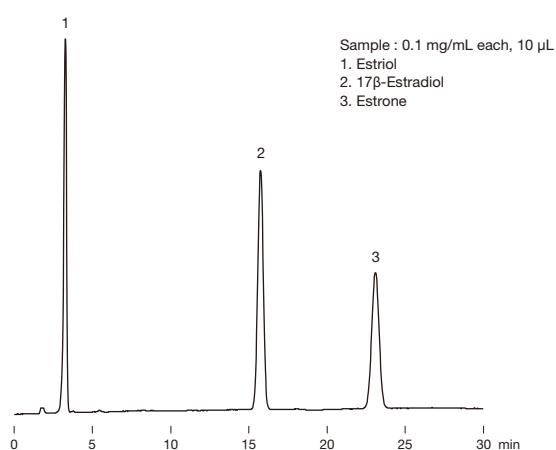
Column : Shodex Silica C18M 4D
 Eluent : 20 mM H₃PO₄ aq./CH₃OH=70/30
 Flow rate : 1.0 mL/min
 Detector : UV (280 nm)
 Column temp. : 30 °C

Catechins

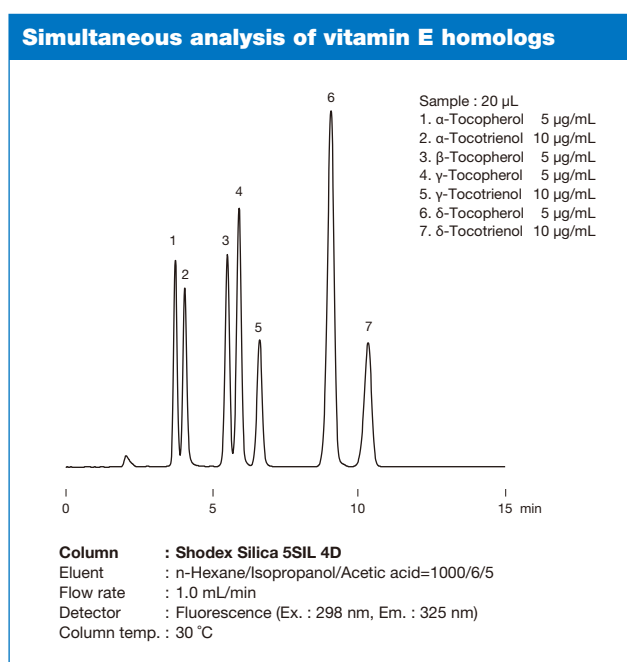
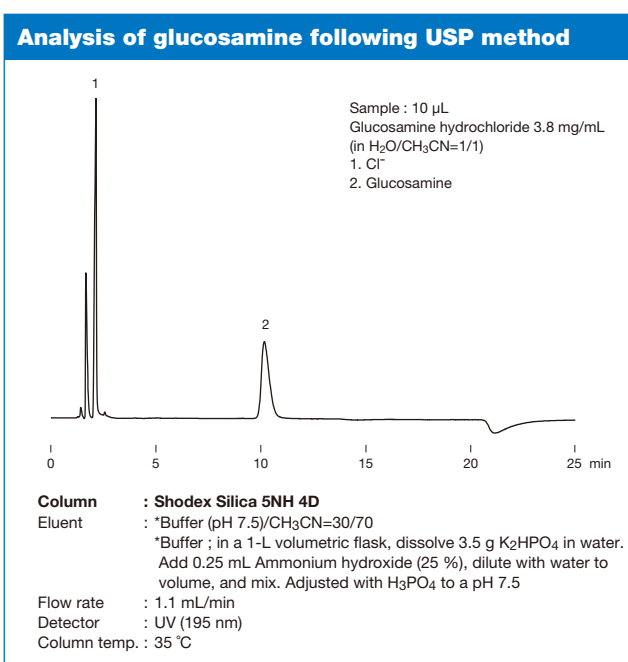
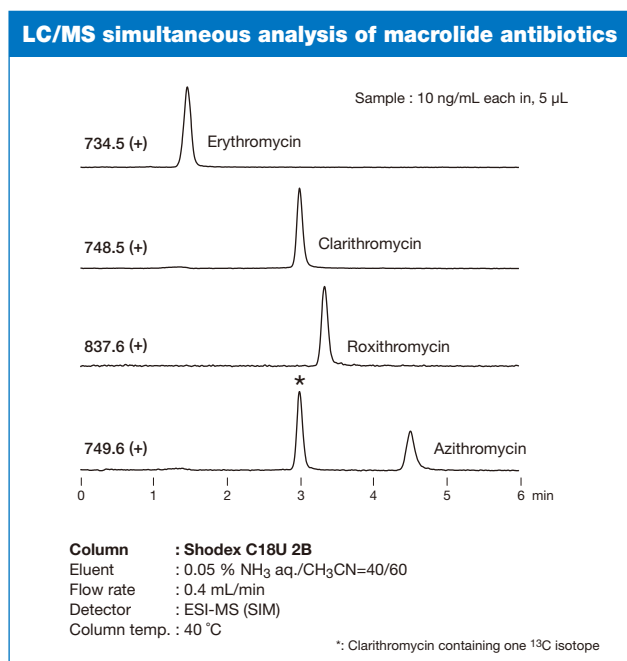
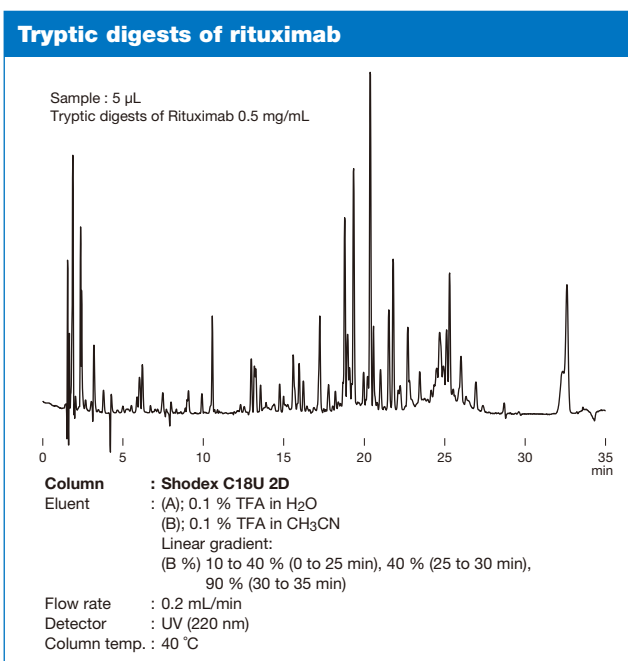
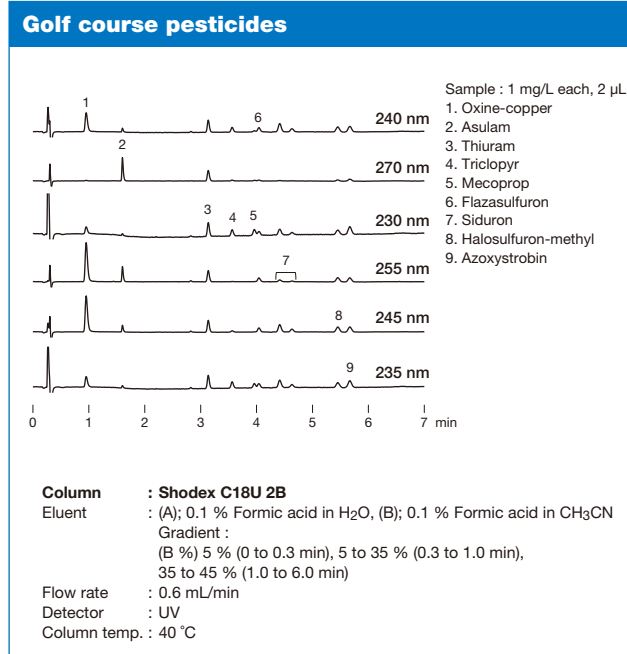
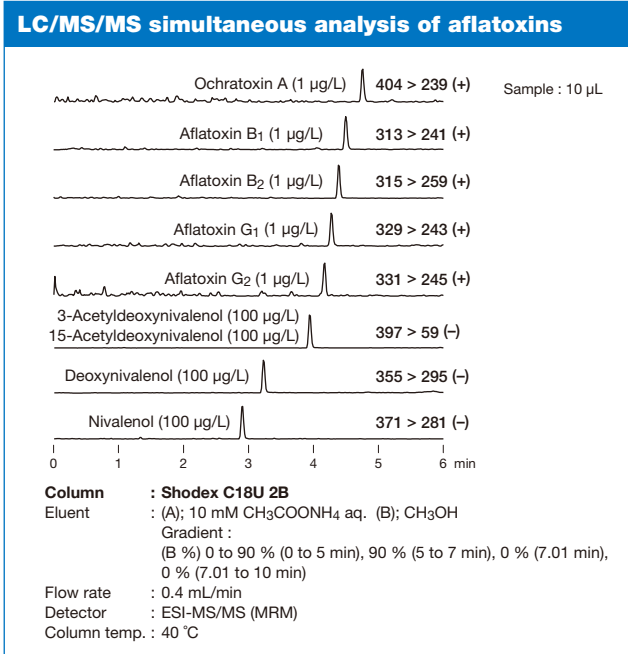


Column : Shodex Silica C18P 4D
 Eluent : (A) ; 20 mM H₃PO₄ aq./ (B) ; CH₃CN
 Linear gradient:
 (B %) 20 % (0 to 5 min), 20 to 40 % (5 to 15 min),
 40 % (15 to 20 min)
 Flow rate : 1.0 mL/min
 Detector : UV (280 nm)
 Column temp. : 30 °C

Estrogens



Column : Shodex Silica C18P 4D
 Eluent : H₂O/CH₃CN=65/35
 Flow rate : 1.0 mL/min
 Detector : UV (280 nm)
 Column temp. : 30 °C



Ligand Exchange Chromatography Columns

*Lists with elution volumes of various saccharides using Shodex columns are available. Please refer to our website (www.shodex.de) or technical notebook No. 2 and 3.

Features

- SC1011**
(SC1821)*
SP0810
KS-801
KS-802
- Separates saccharides by combination of ligand exchange and size exclusion modes
 - Three types of counter ions are available: Ca²⁺, Pb²⁺ and Na⁺
 - Only water is required for the analysis of neutral sugars
 - SC1011 and SC1821 fulfill USP L19 and L22 requirements
 - SP0810 fulfills USP L22 and L34 requirements
 - KS-801 and KS-802 fulfill USP L22 and L58 requirements

- KS-803 to 806**
- Suitable for separation of polysaccharides by size exclusion mode
 - Can be used in combination with other columns e.g., KS-802 and KS-801
 - Only water is required for the analysis of neutral sugars
 - Fulfill USP L22 and L58 requirements

- DC-613**
SZ5532
SC1211
- Separates elements by combination of ligand exchange and HILIC modes
 - DC-613 can analyze sugars without removing sodium salts in the sample
 - SZ5532 is recommended for the separation of disaccharides or trisaccharides
 - SC1211 is suitable for separating sugar alcohols
 - DC-613 fulfills USP L22 and L58 requirements
 - SZ5532 fulfills USP L22 requirements
 - SC1211 fulfills USP L19 and L22 requirements

- SC1011-7F**
- Fulfills mannitol analysis requirements of JP, USP, and EP methods
 - Ca²⁺ modified ligand exchange chromatography column
 - Only water is required for the analysis of neutral sugars
 - Fulfills USP L19 and L22 requirements

● Standard columns

[Ligand exchange and size exclusion]

	Product Code	Product Name	Plate Number (TP/column)	Functional Group (Counter Ion)	Exclusion Limit (Pullulan)	Particle Size (μm)	Column Size (mm) I.D. x Length	Shipping Solvent
Bestseller	F6378102	SUGAR SC1011	≥ 13,000	Sulfo (Ca ²⁺)	1,000	6	8.0 x 300	H ₂ O
	F6378103	(SUGAR SC1821)*	≥ 13,000	Sulfo (Ca ²⁺)	10,000	6	8.0 x 300	H ₂ O
	F6700090	SUGAR SC-G 6B	(guard column)	Sulfo (Ca ²⁺)	–	10	6.0 x 50	H ₂ O
Bestseller	F6378105	SUGAR SP0810	≥ 11,000	Sulfo (Pb ²⁺)	1,000	7	8.0 x 300	H ₂ O
	F6700081	SUGAR SP-G 6B	(guard column)	Sulfo (Pb ²⁺)	–	10	6.0 x 50	H ₂ O
	F6378106	SUGAR SP0810 8C	≥ 3,000	Sulfo (Pb ²⁺)	1,000	7	8.0 x 100	H ₂ O
Bestseller	F6378010	SUGAR KS-801	≥ 17,000	Sulfo (Na ⁺)	1,000	6	8.0 x 300	H ₂ O
	F6378020	SUGAR KS-802	≥ 17,000	Sulfo (Na ⁺)	10,000	6	8.0 x 300	H ₂ O
	F6378025	SUGAR KS-803	≥ 17,000	Sulfo (Na ⁺)	50,000	6	8.0 x 300	H ₂ O
	F6378035	SUGAR KS-804	≥ 17,000	Sulfo (Na ⁺)	400,000	7	8.0 x 300	H ₂ O
	F6378050	(SUGAR KS-805)*	≥ 9,000	Sulfo (Na ⁺)	5,000,000	17	8.0 x 300	H ₂ O
	F6378060	(SUGAR KS-806)*	≥ 9,000	Sulfo (Na ⁺)	(50,000,000)*	17	8.0 x 300	H ₂ O
	F6700020	SUGAR KS-G 6B	(guard column)	Sulfo (Na ⁺)	–	10	6.0 x 50	H ₂ O

* columns marked with asterisk are available until end of 2021

() * Estimated value
Base Material: Styrene divinylbenzene copolymer

[Ligand exchange and HILIC]

	Product Code	Product Name	Plate Number (TP/column)	Functional Group (Counter Ion)	Particle Size (μm)	Pore Size (Å)	Column Size (mm) I.D. x Length	Shipping Solvent
	F7001003	RSpak DC-613	≥ 5,500	Sulfo (Na ⁺)	6	100	6.0 x 150	H ₂ O/CH ₃ CN=30/70
	F6700170	RSpak DC-G 4A	(guard column)	Sulfo (Na ⁺)	10	–	4.6 x 10	H ₂ O/CH ₃ CN=30/70
Bestseller	F7001300	SUGAR SZ5532	≥ 5,500	Sulfo (Zn ²⁺)	6	–	6.0 x 150	H ₂ O/CH ₃ CN=30/70
	F6700110	SUGAR SZ-G	(guard column)	Sulfo (Zn ²⁺)	6	–	4.6 x 10	H ₂ O/CH ₃ CN=30/70
	F7001400	SUGAR SC1211	≥ 5,500	Sulfo (Ca ²⁺)	6	50	6.0 x 250	H ₂ O/CH ₃ CN=75/25
	F6700120	SUGAR SC1211G 4A	(guard column)	Sulfo (Ca ²⁺)	10	–	4.6 x 10	H ₂ O/CH ₃ CN=75/25

Base Material: Styrene divinylbenzene copolymer

● For mannitol analysis following JP, USP, and EP methods

Product Code	Product Name	Functional Group (Counter Ion)	Particle Size (μm)	Column Size (mm) I.D. x Length	Shipping Solvent
F6379300	EP SC1011-7F	Sulfo (Ca ²⁺)	8	7.8 x 300	H ₂ O
F6700090	SUGAR SC-G 6B (guard column)	Sulfo (Ca ²⁺)	10	6.0 x 50	H ₂ O
F6379230	USPpak MN-431	Sulfo (Ca ²⁺)	8	4.0 x 250	H ₂ O

See page 82 for USP42-NF37 Column List.

Base Material: Styrene divinylbenzene copolymer

● Preparative columns [Preparative columns are made to order.]

[Ligand exchange and size exclusion]

Product Code	Product Name	Plate Number (TP/column)	Particle Size (μm)	Column Size (mm) I.D. x Length	Standard Column
F6502007	(SUGAR KS-2001)*	≥ 7,000	13	20.0 x 300	KS-801
F6502008	(SUGAR KS-2002)*	≥ 7,000	13	20.0 x 300	KS-802
F6502009	(SUGAR KS-2003)*	≥ 8,000	13	20.0 x 300	KS-803
F6502010	(SUGAR KS-2004)*	≥ 6,000	18	20.0 x 300	KS-804
F6502011	(SUGAR KS-2005)*	≥ 6,000	18	20.0 x 300	KS-805
F6502012	(SUGAR KS-2006)*	≥ 6,000	18	20.0 x 300	KS-806
F6700002	(SUGAR KS-G 8B)*	(guard column)	13	8.0 x 50	(guard column)

* columns marked with asterisk are available until end of 2021

Elution volumes of saccharides analyzed by Shodex columns

[Partial list only; refer to our website for complete list]

Substances	Elution Volume (mL)					
	SP0810	SC1011	KS-801	SZ5532	NH2P-50 4E	SC1211
Arabinose	10.42	8.91	8.21	5.11	6.18	5.56
D-Arabitol	15.86	11.33	7.63	7.27	6.29	8.16
Dulcitol	20.18	12.76	7.40	9.46	7.45	11.28
meso-Erythritol	12.70	10.09	7.86	5.73	5.43	6.27
D(-)-Fructose	11.05	8.85	7.71	5.37	6.75	5.90
D(+)-Fucose	10.48	8.84	8.09	4.50	5.43	4.96
D(+)-Galactose	9.74	7.98	7.58	6.46	8.10	4.98
Gentiobiose	7.22	6.08	5.75	10.50	16.36	*
Glucose	8.63	7.30	7.17	5.87	8.61	4.76
myo-Inositol	12.77	8.86	7.99	12.63	9.96	7.87
Isomaltose	7.68	6.26	5.95	10.57	15.18	*
Isomaltotriose	7.09	5.75	5.34	21.17	27.55	*
1-Kestose	6.79	5.75	5.26	13.09	20.11	*
Kojibiose	7.56	6.21	5.88	9.65	14.82	*
Lactitol	13.27	8.09	6.13	16.35	11.82	6.67
Lactose	8.05	6.51	5.99	10.12	13.27	4.07
Lactulose	9.13	6.99	6.19	9.16	10.72	4.65
Maltitol	12.23	8.26	6.03	13.04	11.82	6.77
Maltose	7.85	6.34	5.94	8.67	14.24	*
Maltotriose	7.48	5.89	5.38	13.79	24.96	*
Mannitol	15.80	11.10	7.23	8.75	7.39	9.03

(-)→Not detected (o)→Overlap with solvent peak

Substances	Elution Volume (mL)					
	SP0810	SC1011	KS-801	SZ5532	NH2P-50 4E	SC1211
D-Mannose	10.72	8.17	7.64	5.83	7.84	5.01
Melibiose	8.16	6.45	5.98	11.69	14.70	4.23
Nystose	6.38	5.45	4.93	20.05	31.90	*
Palatinin	2peaks	2peaks	5.90	2peaks	12.73	2peaks
Palatinose	7.84	6.45	5.89	8.08	12.12	3.99
Panose	7.14	5.78	5.32	16.87	25.60	*
D(+)-Raffinose	7.14	5.78	5.29	16.36	20.25	*
Rhamnose	9.77	8.23	7.37	3.93	5.52	4.43
D(-)-Ribose	19.35	13.66	9.04	4.82	5.45	8.64
D(-)-Sorbitol	21.61	13.31	7.42	9.79	7.09	11.88
Sorbose	9.67	8.03	7.38	5.12	7.35	4.92
Stachyose	6.82	5.57	4.97	-	36.22	*
Sucrose	7.54	6.29	5.87	7.91	11.87	*
α-D-Talose	21.33	12.59	8.76	5.69	6.47	8.51
Trehalose	7.62	6.27	5.78	10.85	13.25	*
Trehalulose	8.92	6.95	6.10	9.54	11.68	4.78
Xylitol	19.87	13.14	7.94	7.77	6.10	10.16
Xylobiose	8.16	6.68	6.40	5.65	9.05	*
D(+)-Xylose	9.21	7.90	7.71	4.55	6.58	4.48
D-Xylose	10.64	9.02	8.04	4.06	5.41	5.07

(-)→Not detected (o)→Overlap with solvent peak

Column : SUGAR SP0810,
SC1011, KS-801
Eluent : H₂O
Flow rate : 1.0 mL/min
Detector : RI
Column temp. : 80 °C

Column : SUGAR SC1211
Eluent : H₂O/CH₃CN=65/35
Flow rate : 1.0 mL/min
Detector : RI
Column temp. : 70 °C

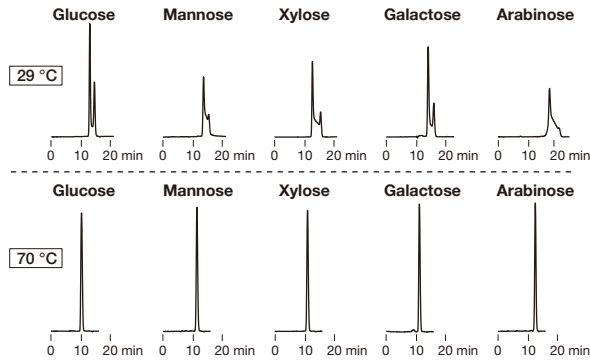
Column : SUGAR SZ5532
Eluent : H₂O/CH₃CN=25/75
Flow rate : 1.0 mL/min
Detector : RI
Column temp. : 60 °C

Column : Asahipak NH2P-50 4E
Eluent : H₂O/CH₃CN=25/75
Flow rate : 1.0 mL/min
Detector : RI
Column temp. : 30 °C

Saccharides anomer separation

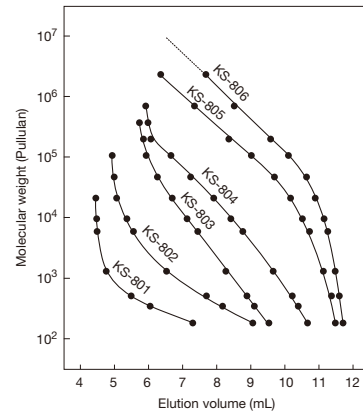
Saccharides may present their anomers at lower temperatures. By using the SUGAR series columns at higher temperatures will prevent the anomer separation and this results in providing better chromatograms of each saccharide.

Sample : 0.5 % each, 10 μ L



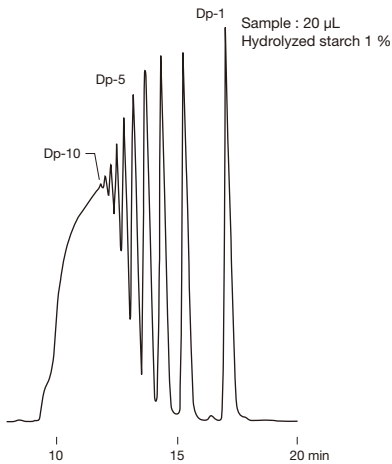
Column : Shodex SUGAR SC1011
 Eluent : H₂O
 Flow rate : 0.7 mL/min
 Detector : RI
 Column temp. : 29 °C, 70 °C

Calibration curves for KS-800 series using pullulan



Column : Shodex SUGAR KS-800 series
 Eluent : H₂O
 Detector : RI
 Column temp. : 80 °C

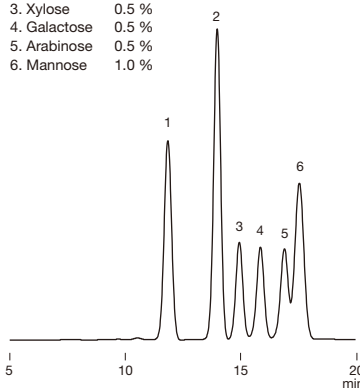
Hydrolyzed starch



Column : Shodex SUGAR KS-802 x 2
 Eluent : H₂O
 Flow rate : 1.0 mL/min
 Detector : RI
 Column temp. : 80 °C

Biomass sugars

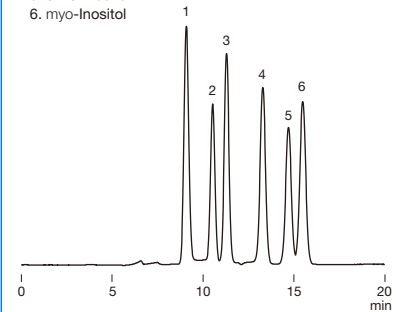
Sample : 5 μ L
 1. Cellobiose 1.0 %
 2. Glucose 1.5 %
 3. Xylose 0.5 %
 4. Galactose 0.5 %
 5. Arabinose 0.5 %
 6. Mannose 1.0 %



Column : Shodex SUGAR SP0810
 Eluent : H₂O
 Flow rate : 0.6 mL/min
 Detector : RI
 Column temp. : 85 °C

Pinitol

Sample : 0.1 % each, 20 μ L
 1. Sucrose
 2. Glucose
 3. Pinitol
 4. Fructose
 5. chiro-Inositol
 6. myo-Inositol

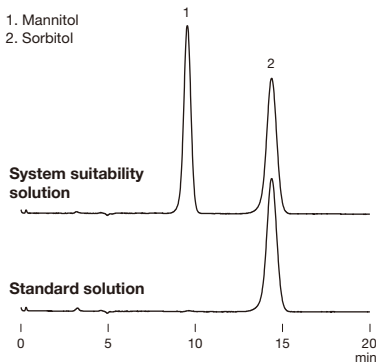


Column : Shodex SUGAR SP0810
 Eluent : H₂O
 Flow rate : 0.8 mL/min
 Detector : RI
 Column temp. : 85 °C

Analysis of sorbitol following USP method

Sample : 10 μ L
 (System suitability solution) Mannitol, Sorbitol 4.8 mg/g each
 (Standard solution) Sorbitol 4.8 mg/g

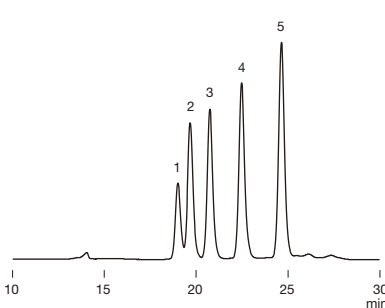
1. Mannitol
 2. Sorbitol



Column : Shodex SUGAR SP0810 8C
 Eluent : H₂O
 Flow rate : 0.7 mL/min
 Detector : RI (35 °C)
 Column temp. : 50 °C

Oligosaccharides in soybean

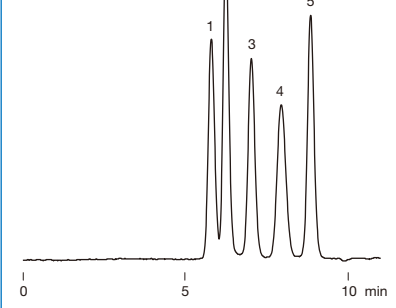
Sample : 0.1 % each, 20 μ L
 1. Verbascose
 2. Stachyose
 3. Raffinose
 4. Sucrose
 5. Pinitol



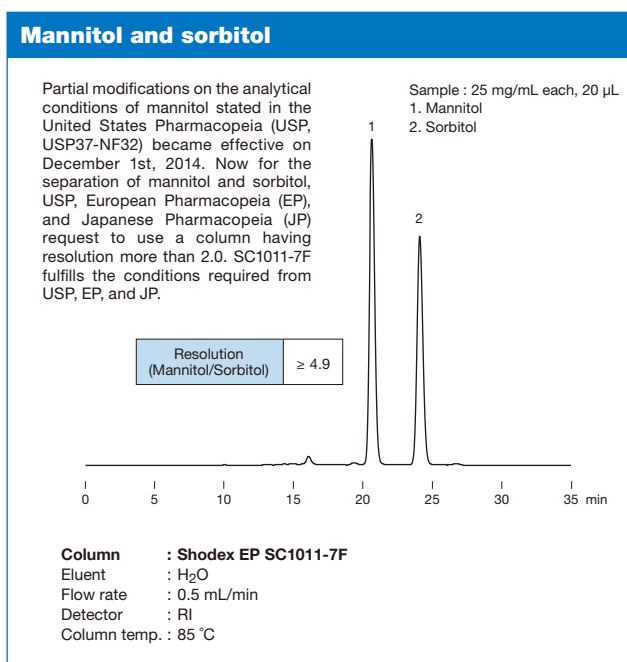
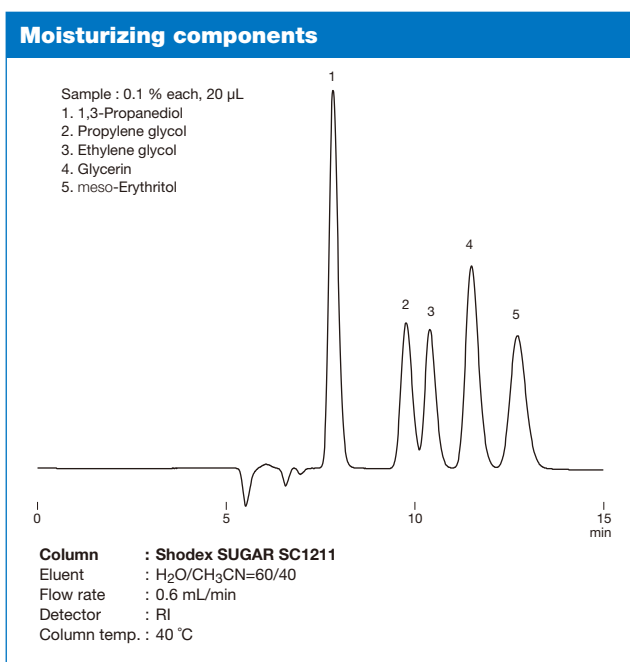
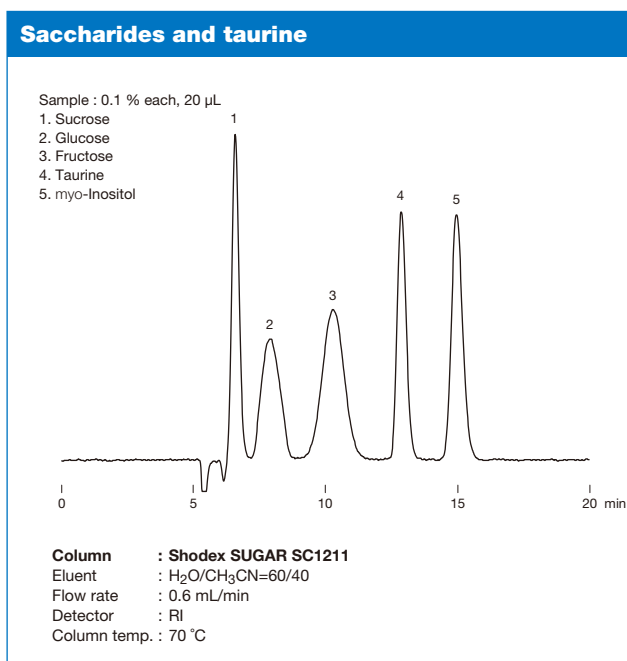

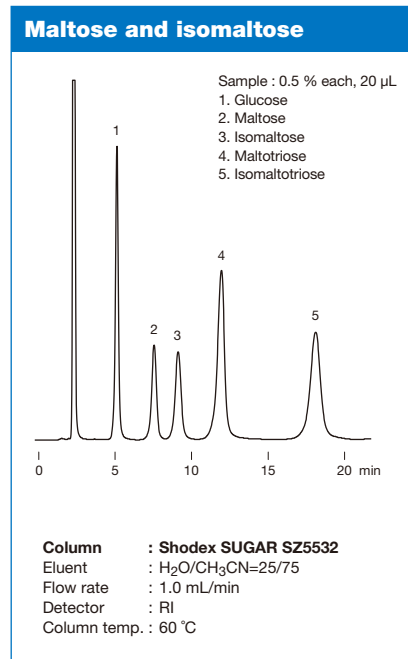
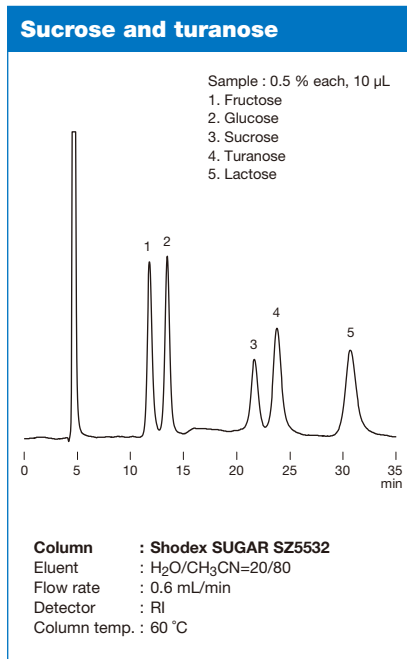
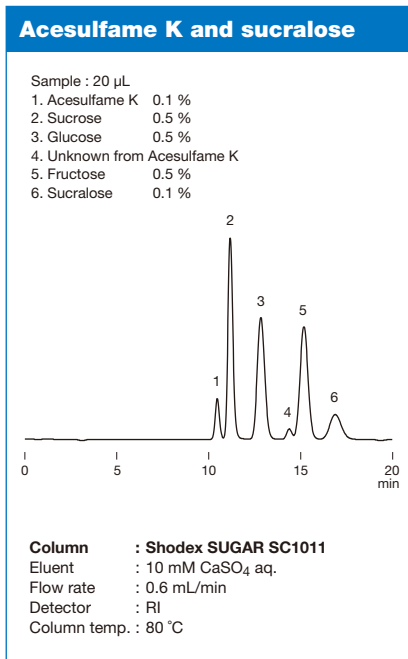
Column : Shodex SUGAR KS-802 + KS-801
 Eluent : H₂O
 Flow rate : 0.6 mL/min
 Detector : RI
 Column temp. : 85 °C

Saccharides related to raffinose biosynthesis

Sample : 0.1 % each, 20 μ L
 1. Verbascose
 2. Sucrose
 3. Galactinol
 4. Galactose
 5. myo-Inositol



Column : Shodex SUGAR SC1011
 Eluent : H₂O
 Flow rate : 1.0 mL/min
 Detector : RI
 Column temp. : 80 °C



Ion Exclusion Chromatography Columns

Features

- | | |
|--|---|
| <p>SH1011
SH1821</p> | <ul style="list-style-type: none"> • Columns for simultaneous analysis of saccharides and organic acids • Separates neutral sugars in size exclusion mode and organic acids in ion exclusion mode • Suitable for the analysis of uronic and aldonic acids • Fulfill USP L17 and L22 requirements |
| <p>KC-811</p> | <ul style="list-style-type: none"> • Columns suitable for the analysis of organic acids • Separates compounds by ion exclusion mode and reversed phase mode • Highly selective when used with post column method • KC-811 6E is suitable for the analysis of cyanide ions and cyanogen chloride in accordance with the Japanese Water Supply Act • Fulfills USP L17 and L22 requirements |

● Standard columns

[For simultaneous analysis of saccharides and organic acids]

	Product Code	Product Name	Plate Number (TP/column)	Functional Group	Exclusion Limit (Pullulan)	Particle Size (μm)	Column Size (mm) I.D. x Length	Shipping Solvent
Bestseller	F6378100	SUGAR SH1011	≥ 17,000	Sulfo (H ⁺)	1,000	6	8.0 x 300	H ₂ O
	F6378101	SUGAR SH1821	≥ 17,000	Sulfo (H ⁺)	10,000	6	8.0 x 300	H ₂ O
	F6700080	SUGAR SH-G	(guard column)	Sulfo (H ⁺)	-	10	6.0 x 50	H ₂ O
	F6378104	SUGAR SH1011 8C	≥ 5,000	Sulfo (H ⁺)	1,000	6	8.0 x 100	H ₂ O

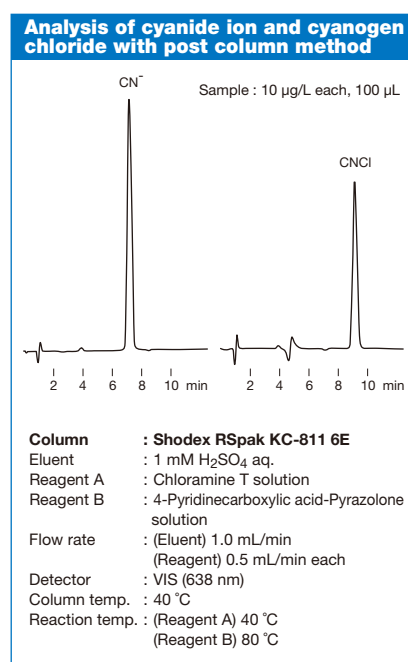
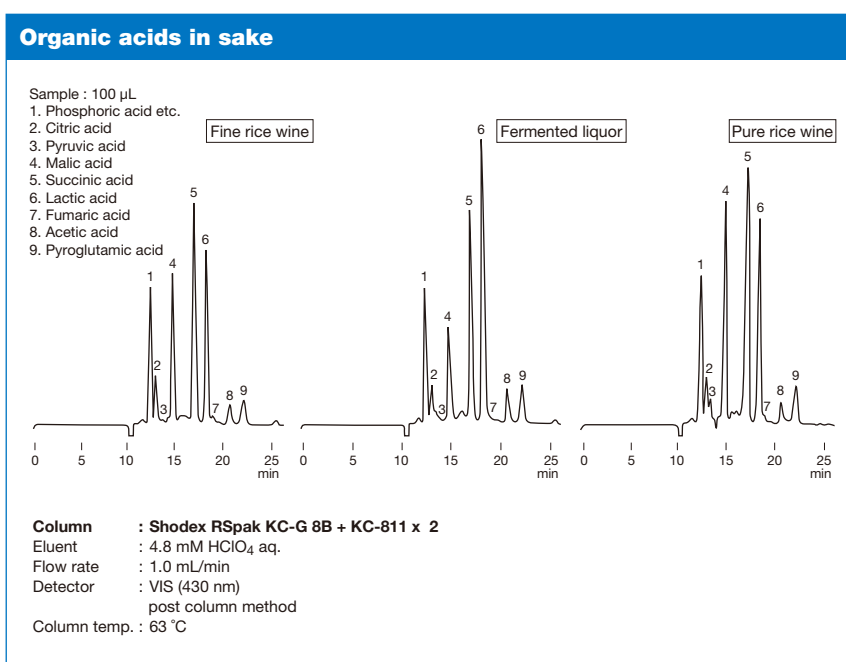
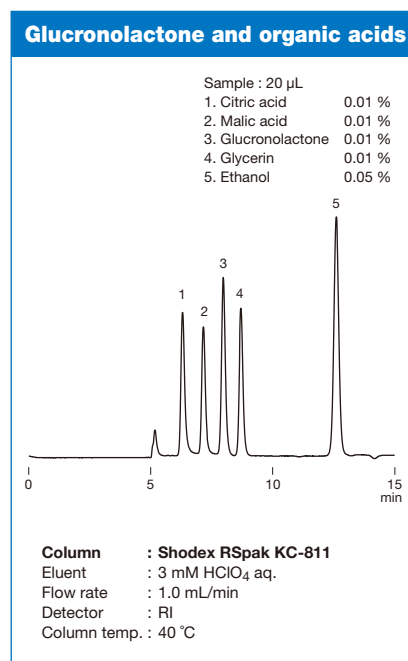
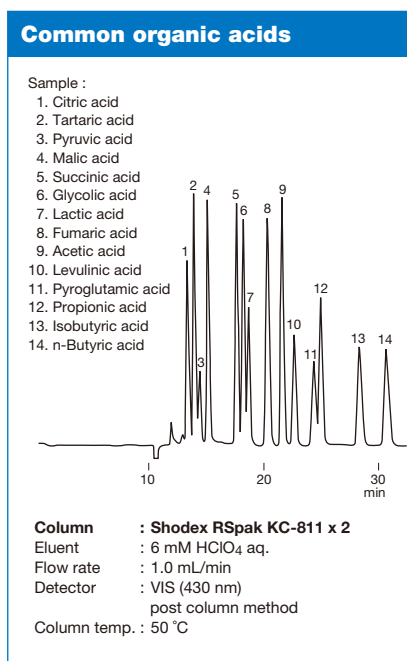
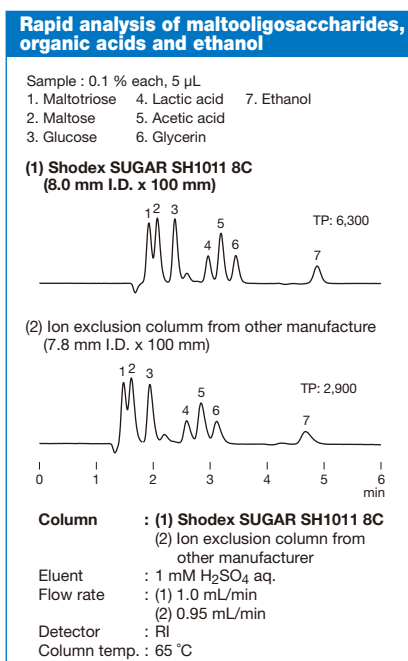
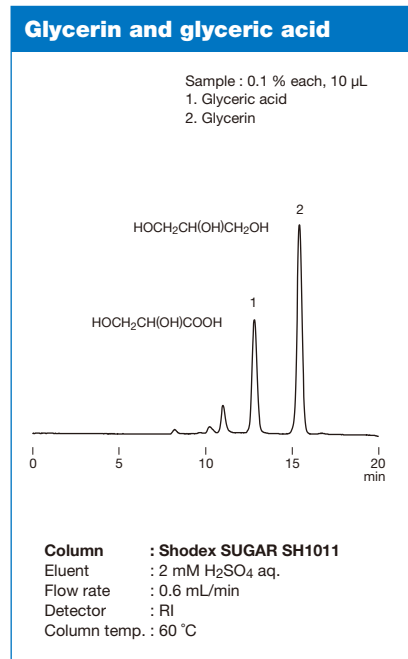
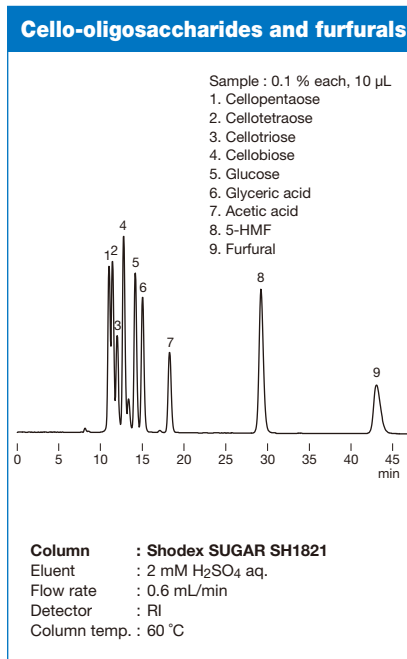
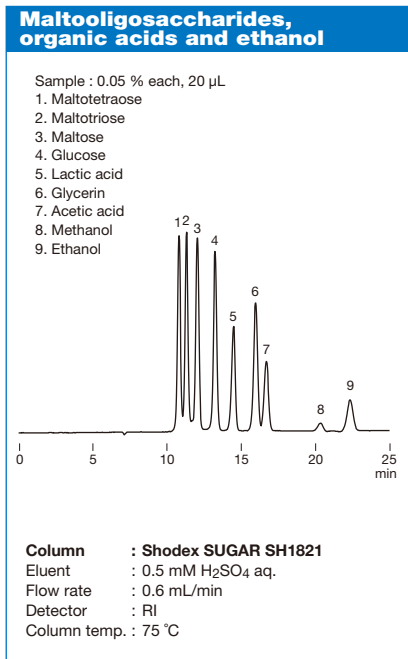
Base Material: Styrene divinylbenzene copolymer

[For organic acids, cyanide ions and cyanogen chloride]

	Product Code	Product Name	Plate Number (TP/column)	Functional Group	Particle Size (μm)	Column Size (mm) I.D. x Length	Shipping Solvent
Bestseller	F6378030	RSpak KC-811	≥ 17,000	Sulfo (H ⁺)	6	8.0 x 300	0.1 % H ₃ PO ₄ aq.
	F6378033	RSpak KC-811 6E	≥ 13,000	Sulfo (H ⁺)	6	6.0 x 250	0.1 % H ₃ PO ₄ aq.
	F6700030	RSpak KC-G 6B	(guard column)	Sulfo (H ⁺)	10	6.0 x 50	0.1 % H ₃ PO ₄ aq.
	F6700010	RSpak KC-G 8B	(guard column)	Sulfo (H ⁺)	13	8.0 x 50	0.1 % H ₃ PO ₄ aq.

Use KC-G 8B for samples with relatively high impurity and KC-G 6B for samples with relatively low impurity.

Base Material: Styrene divinylbenzene copolymer



Ion Chromatography Columns (Anion Analysis)

Features

NI-424 I-524A	<ul style="list-style-type: none"> Ideal for anion non-suppressor methods NI-424 provides simultaneous analysis of fluoride and phosphate ions
SI-90 4E SI-50 4E SI-52 4E	<ul style="list-style-type: none"> Suitable for anion suppressor methods with sodium carbonate eluent Suitable for the quantitative analysis of fluoride ion SI-50 4E separates target inorganic anions from organic acids SI-52 4E provides simultaneous analysis of oxyhalides and general inorganic ions Carbonate peak does not interfere with analysis
SI-35	<ul style="list-style-type: none"> Columns for rapid analysis with suppressor method with sodium carbonate eluent SI-35 4D provides rapid analysis of oxyhalides and general inorganic ions SI-35 2B provides rapid analysis of general inorganic ions
New SI-36 4D	<ul style="list-style-type: none"> A column using potassium hydroxide as eluent for anion analysis with suppressor method Good separation of sulfite ion / sulfate ion Analysis of seven general inorganic anions within 30 minutes under isocratic conditions

For anion non-suppressor method

● Standard columns

Product Code	Product Name	Plate Number (TP/column)	Functional Group	Particle Size (μm)	Column Size (mm) I.D. x Length	Shipping Solvent
F6995243	IC NI-424	≥ 5,000	Quaternary ammonium	5	4.6 x 100	8 mM 4-Hydroxybenzoic acid + 2.8 mM Bis-Tris + 2 mM Phenylboronic acid + 0.005 mM CyDTA aq.
F6709616	IC NI-G	(guard column)	Quaternary ammonium	5	4.6 x 10	8 mM 4-Hydroxybenzoic acid + 2.8 mM Bis-Tris + 2 mM Phenylboronic acid + 0.005 mM CyDTA aq.
F6995240	IC I-524A	≥ 2,000	Quaternary ammonium	12	4.6 x 100	2.5 mM Phthalic acid aq.
F6700400	IC IA-G	(guard column)	Quaternary ammonium	12	4.6 x 10	2.5 mM Phthalic acid aq.

Bestseller

Base Material: Polyhydroxymethacrylate Housing Material: SUS

For anion suppressor method (Sodium carbonate eluent)

● Standard columns

Product Code	Product Name	Plate Number (TP/column)	Functional Group	Particle Size (μm)	Column Size (mm) I.D. x Length	Shipping Solvent
F6995244	IC SI-90 4E	≥ 5,000	Quaternary ammonium	9	4.0 x 250	1.8 mM Na₂CO₃ + 1.7 mM NaHCO₃ aq.
F6709620	IC SI-90G	(guard column)	Quaternary ammonium	9	4.6 x 10	1.8 mM Na ₂ CO ₃ + 1.7 mM NaHCO ₃ aq.
F6995245	IC SI-50 4E	≥ 10,000	Quaternary ammonium	5	4.0 x 250	3.2 mM Na₂CO₃ + 1.0 mM NaHCO₃ aq.
F6709625	IC SI-50G	(guard column)	Quaternary ammonium	5	4.6 x 10	3.2 mM Na ₂ CO ₃ + 1.0 mM NaHCO ₃ aq.

Bestseller

Bestseller

Base Material: Polyvinyl alcohol Housing Material: PEEK

[For oxyhalides suppressor method]

Product Code	Product Name	Plate Number (TP/column)	Functional Group	Particle Size (μm)	Column Size (mm) I.D. x Length	Shipping Solvent
F6995260	IC SI-52 4E	≥ 14,000	Quaternary ammonium	5	4.0 x 250	3.6 mM Na ₂ CO ₃ aq.
F6709626	IC SI-92G	(guard column)	Quaternary ammonium	9	4.6 x 10	3.6 mM Na ₂ CO ₃ aq.

Base Material: Polyvinyl alcohol Housing Material: PEEK

[For rapid analysis]

Product Code	Product Name	Plate Number (TP/column)	Functional Group	Particle Size (μm)	Column Size (mm) I.D. x Length	Shipping Solvent
F6995290	IC SI-35 4D	≥ 13,000	Quaternary ammonium	3.5	4.0 x 150	3.6 mM Na ₂ CO ₃ aq.
F6709627	IC SI-95G	(guard column)	Quaternary ammonium	9	4.6 x 10	3.6 mM Na ₂ CO ₃ aq.

Base Material: Polyvinyl alcohol Housing Material: PEEK

● Semi-micro columns

[For rapid analysis]

Product Code	Product Name	Plate Number (TP/column)	Functional Group	Particle Size (μm)	Column Size (mm) I.D. x Length	Shipping Solvent
F6995291	IC SI-35 2B	≥ 4,000	Quaternary ammonium	3.5	2.0 x 50	1.0 mM Na ₂ CO ₃ + 2.0 mM NaHCO ₃ aq.

Base Material: Polyvinyl alcohol Housing Material: PEEK

For anion suppressor method (Potassium hydroxide/Sodium hydroxide eluent)

● Standard columns

Product Code	Product Name	Plate Number (TP/column)	Functional Group	Particle Size (μm)	Column Size (mm) I.D. x Length	Shipping Solvent
F6999361	New IC SI-36 4D	≥ 8,500	Quaternary ammonium	3.5	4.0 x 150	10 mM Na ₂ SO ₃ aq.

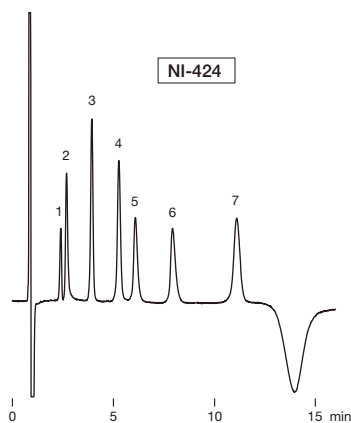
Base Material: Polyvinyl alcohol Housing Material: PEEK
use IC SI-90G as guard, change eluent first

[Guard filter for SI-35 2B]

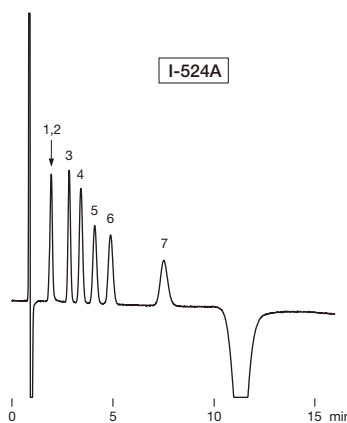
Product Code	Product Name	Contents
F6709720	IC SI-2GF	One holder and one filter
F6709730	IC SI-2GF filter	3 filters

Removes insoluble components in the sample

Anion analysis using NI-424 and I-524A (non-suppressor methods)



Sample : 20 μ L
 1. H_2PO_4^- 10 mg/L
 2. F^- 1 mg/L
 3. Cl^- 1 mg/L
 4. NO_2^- 5 mg/L
 5. Br^- 5 mg/L
 6. NO_3^- 5 mg/L
 7. SO_4^{2-} 5 mg/L



Column : Shodex IC I-524A
 Eluent : 2.5 mM Phthalic acid
 + 2.3 mM Tris(hydroxymethyl)aminomethane aq.
 Flow rate : 1.2 mL/min
 Detector : Non-suppressed conductivity
 Column temp. : 40 $^\circ\text{C}$

With twice increased theoretical plate number, NI-424 provides a higher performance compared to I-524A.

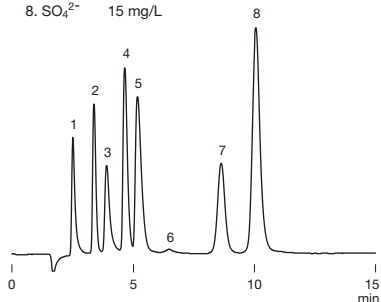
- [Features of NI-424]
 (1) Enables the separation of H_2PO_4^- and F^- which were difficult to separate with I-524A.
 (2) Provides sharper peaks, and resolution between all peaks are well defined. Especially, the separation of Cl^- and NO_2^- is improved.

Column : Shodex IC NI-424
 Eluent : 8 mM 4-Hydroxybenzoic acid + 2.8 mM Bis-Tris
 + 2 mM Phenylboronic acid + 0.005 mM CyDTA* aq.
 Flow rate : 1.0 mL/min
 Detector : Non-suppressed conductivity
 Column temp. : 40 $^\circ\text{C}$

*CyDTA : trans-1,2-Diaminocyclohexane-N,N,N',N'-tetra acetic acid

Anion analysis using SI-90 4E (suppressor method)

Sample : 20 μ L
 1. F^- 2 mg/L
 2. Cl^- 3 mg/L
 3. NO_2^- 5 mg/L
 4. Br^- 10 mg/L
 5. NO_3^- 10 mg/L
 6. HCO_3^- 300 mg/L
 7. HPO_4^{2-} 15 mg/L
 8. SO_4^{2-} 15 mg/L

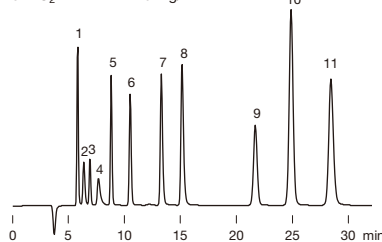


Column : Shodex IC SI-90 4E
 Eluent : 1.8 mM Na_2CO_3 + 1.7 mM NaHCO_3 aq.
 Flow rate : 1.5 mL/min
 Detector : Suppressed conductivity
 Column temp. : Room temp. (25 $^\circ\text{C}$)

Anion analysis using SI-50 4E (suppressor method)

SI-50 4E is a high performance type of SI-90 4E. Acetic acid, formic acid, and methacrylic acid eluted between F^- and Cl^- . The carbonate system peak appears between NO_2^- and Br^- peaks.

Sample : 20 μ L
 1. F^- 2 mg/L
 2. Acetic acid 10 mg/L
 3. Formic acid 2 mg/L
 4. Methacrylic acid 10 mg/L
 5. Cl^- 3 mg/L
 6. NO_2^- 5 mg/L
 7. Br^- 10 mg/L
 8. NO_3^- 10 mg/L
 9. HPO_4^{2-} 15 mg/L
 10. SO_4^{2-} 15 mg/L
 11. Oxalic acid 15 mg/L

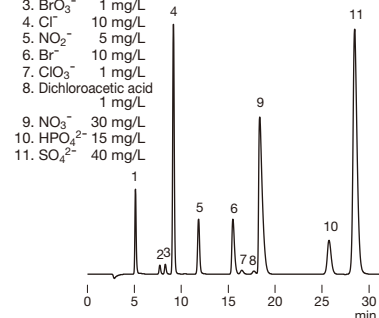


Column : Shodex IC SI-50 4E
 Eluent : 3.2 mM Na_2CO_3 + 1.0 mM NaHCO_3 aq.
 Flow rate : 0.7 mL/min
 Detector : Suppressed conductivity
 Column temp. : 25 $^\circ\text{C}$

Oxyhalides and anions analysis using SI-52 4E (suppressor method)

SI-52 4E is a high resolution column offering 14,000 or higher theoretical plate number. It supports simultaneous analysis of oxyhalides and inorganic anions. It is recommended to set the column temperature at 45 $^\circ\text{C}$.

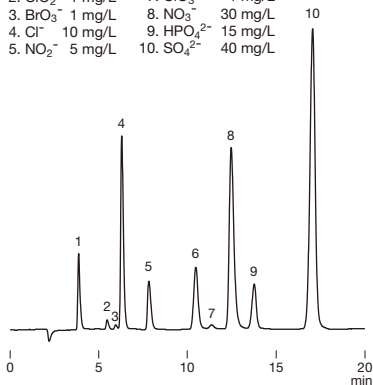
Sample : 50 μ L
 1. F^- 2 mg/L
 2. ClO_2^- 1 mg/L
 3. BrO_3^- 1 mg/L
 4. Cl^- 10 mg/L
 5. NO_2^- 5 mg/L
 6. Br^- 10 mg/L
 7. ClO_3^- 1 mg/L
 8. Dichloroacetic acid 1 mg/L
 9. NO_3^- 30 mg/L
 10. HPO_4^{2-} 15 mg/L
 11. SO_4^{2-} 40 mg/L



Column : Shodex IC SI-52 4E
 Eluent : 3.6 mM Na_2CO_3 aq.
 Flow rate : 0.8 mL/min
 Detector : Suppressed conductivity
 Column temp. : 45 $^\circ\text{C}$

Rapid analysis of oxyhalides and anions using SI-35 4D (suppressor method)

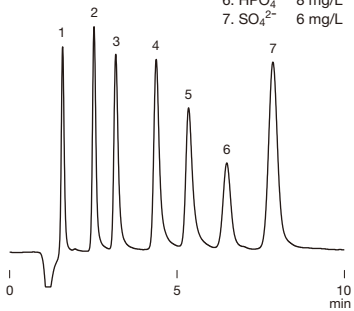
Sample : 20 μ L
 1. F^- 2 mg/L
 2. ClO_2^- 1 mg/L
 3. BrO_3^- 1 mg/L
 4. Cl^- 10 mg/L
 5. NO_2^- 5 mg/L
 6. Br^- 10 mg/L
 7. ClO_3^- 1 mg/L
 8. NO_3^- 30 mg/L
 9. HPO_4^{2-} 15 mg/L
 10. SO_4^{2-} 40 mg/L



Column : Shodex IC SI-35 4D
 Eluent : 2.0 mM Na_2CO_3 +
 4.5 mM NaHCO_3 aq.
 Flow rate : 0.6 mL/min
 Detector : Suppressed conductivity
 Column temp. : 45 $^\circ\text{C}$

Rapid analysis of anions using SI-35 2B (suppressor method)

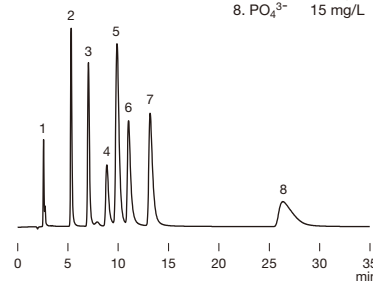
Sample : 2 μ L
 1. F^- 1 mg/L
 2. Cl^- 2 mg/L
 3. NO_2^- 3 mg/L
 4. Br^- 5 mg/L
 5. NO_3^- 5 mg/L
 6. HPO_4^{2-} 8 mg/L
 7. SO_4^{2-} 6 mg/L



Column : Shodex IC SI-35 2B
 Eluent : 1.0 mM Na_2CO_3
 + 2.0 mM NaHCO_3 aq.
 Flow rate : 0.2 mL/min
 Detector : Suppressed conductivity
 Column temp. : 30 $^\circ\text{C}$

Anions and sulfite ion analysis using SI-36 4D (suppressor method)

Sample : 25 μ L
 1. F^- 0.5 mg/L
 2. Cl^- 3 mg/L
 3. NO_2^- 5 mg/L
 4. SO_3^{2-} 5 mg/L
 5. SO_4^{2-} 10 mg/L
 6. Br^- 10 mg/L
 7. NO_3^- 10 mg/L
 8. PO_4^{3-} 15 mg/L



Column : Shodex IC SI-36 4D
 Eluent : 25 mM KOH aq.
 Flow rate : 0.7 mL/min
 Detector : Suppressed conductivity
 Column temp. : 30 $^\circ\text{C}$

Eluent source : Dionex™ EGC 500 KOH

Ion Chromatography Columns (Cation Analysis)

Features

- YS-50**
- High performance type of YK-421
 - Applicable to both suppressor and non-suppressor methods
 - Provides sharp peaks; more significant for divalent cation analysis
 - Supports the analysis of alkylamines and transition metals
-
- YK-421**
- Column for cation analysis with non-suppressor method
 - Simultaneous analysis of monovalent and divalent cations
 - Suitable separating of alkylamines
 - Fulfills USP L76 requirements
-
- (Y-521)***
- Column for cation analysis with non-suppressor method
 - Separates monovalent cations or divalent cations
 - Fulfills USP L17 and L22 requirements
-
- (T-521)***
- Column for transition metal ion analysis
 - Highly sensitive analysis achievable using post column color reaction method
 - Fulfills USP L17 and L22 requirements

Standard columns

[For cations]

	Product Code	Product Name	Plate Number (TP/column)	Functional Group	Base Material	Particle Size (μm)	Column Size (mm) I.D. x Length	Shipping Solvent
Bestseller	F7122000	IC YS-50	≥ 5,500	Carboxyl	Polyvinyl alcohol	5	4.6 × 125	10 mM Na ₂ SO ₄ aq.
	F6700530	IC YS-G	(guard column)	Carboxyl	Polyvinyl alcohol	5	4.6 × 10	10 mM Na ₂ SO ₄ aq.
Bestseller	F7120012	IC YK-421	≥ 2,800	Carboxyl	Silica	5	4.6 × 125	5 mM Tartaric acid + 1 mM Dipicolinic acid + 1.5 g/L Boric acid aq.
	F6709608	IC YK-G	(guard column)	Carboxyl	Silica	5	4.6 × 10	5 mM Tartaric acid + 1 mM Dipicolinic acid + 1.5 g/L Boric acid aq.
	F6995210	(IC Y-521)*	≥ 3,000	Sulfo	Styrene divinylbenzene copolymer	12	4.6 × 150	4 mM HNO ₃ aq.
	F6700230	(IC Y-G)*	(guard column)	Sulfo	Styrene divinylbenzene copolymer	12	4.6 × 10	4 mM HNO ₃ aq.

Housing Material: SUS

Standard columns

[For transition metal ions]

Product Code	Product Name	Plate Number (TP/column)	Functional Group	Particle Size (μm)	Column Size (mm) I.D. x Length	Shipping Solvent
F6995250	(IC T-521)*	≥ 3,000	Sulfo	12	4.6 × 150	3 mM HNO ₃ aq.
F6700412	(IC T-G)*	(guard column)	Sulfo	12	4.6 × 10	3 mM HNO ₃ aq.

Base Material: Styrene divinylbenzene copolymer Housing Material: PEEK

* columns marked with asterisk are available until end of 2021

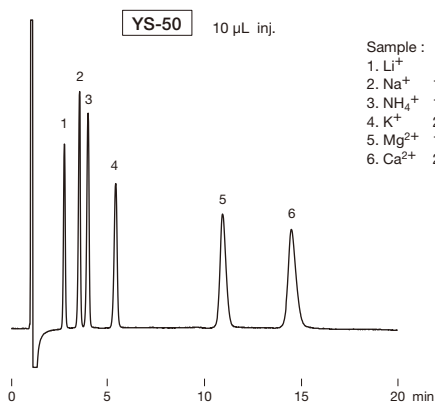
Line filters for IC

[Shareable for anion analysis and cation analysis]

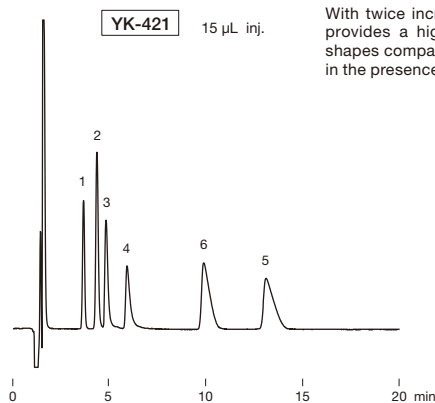
Product Code	Product Name	Contents
F8500630	IC FL-1	One holder and one filter
F8500640	IC FL-1 filter	5 filters

Removes insoluble components in the eluent by installing it upstream of the injector

Cation analysis using YS-50 and YK-421



Column : Shodex IC YS-50
Eluent : 4 mM Methanesulfonic acid aq.
Flow rate : 1.0 mL/min
Detector : Non-suppressed conductivity
Column temp. : 40 °C



Column : Shodex IC YK-421
Eluent : 5 mM Tartaric acid + 1 mM Dipicolinic acid + 1.5 g/L Boric acid aq.
Flow rate : 1.0 mL/min
Detector : Non-suppressed conductivity
Column temp. : 40 °C

Sample :
 1. Li⁺ 2 mg/L
 2. Na⁺ 10 mg/L
 3. NH₄⁺ 10 mg/L
 4. K⁺ 20 mg/L
 5. Mg²⁺ 10 mg/L
 6. Ca²⁺ 20 mg/L

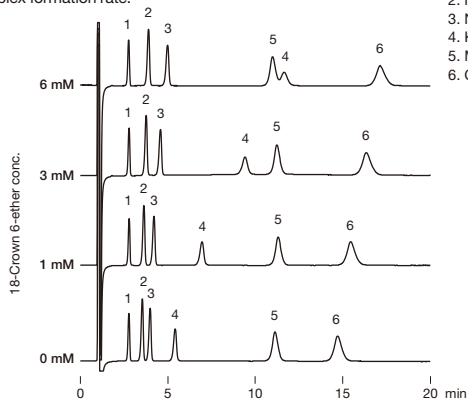
With twice increased theoretical plate number, YS-50 provides a higher performance with improved peak shapes compared to YK-421. The quantitation of NH₄⁺ in the presence of high Na⁺ content is also improved.

TP	YS-50	YK-421
Mg ²⁺	6,900	3,000
Ca ²⁺	6,600	3,000

Resolution (Na ⁺ and NH ₄ ⁺)	YS-50	YK-421
	2.5	2.1

Effects of added crown ether in the eluent

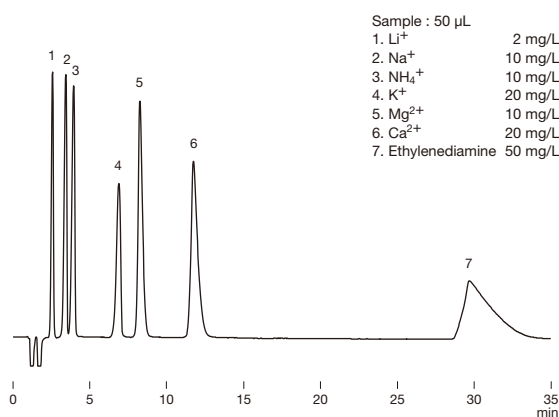
Crown ether forms complex with cations. The elution of cations (particularly K⁺) can be well controlled by the difference in complex formation rate.



Column : Shodex IC YS-50
Eluent : 4 mM Methanesulfonic acid + 18-Crown 6-ether aq.
Flow rate : 1.0 mL/min
Detector : Non-suppressed conductivity
Column temp. : 40 °C

Sample : 10 µL
 1. Li⁺ 2 mg/L
 2. Na⁺ 10 mg/L
 3. NH₄⁺ 10 mg/L
 4. K⁺ 20 mg/L
 5. Mg²⁺ 10 mg/L
 6. Ca²⁺ 20 mg/L

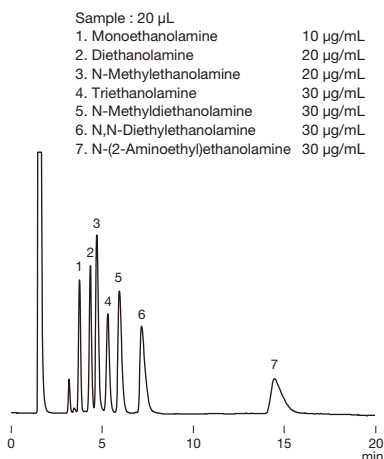
Simultaneous analysis of cations and ethylenediamine



Column : Shodex IC YS-50
Eluent : 4 mM HNO₃ + 1.5 mM 18-Crown 6-ether aq. / CH₃CN=90/10
Flow rate : 1.0 mL/min
Detector : Non-suppressed conductivity
Column temp. : 40 °C

Sample : 50 µL
 1. Li⁺ 2 mg/L
 2. Na⁺ 10 mg/L
 3. NH₄⁺ 10 mg/L
 4. K⁺ 20 mg/L
 5. Mg²⁺ 10 mg/L
 6. Ca²⁺ 20 mg/L
 7. Ethylenediamine 50 mg/L

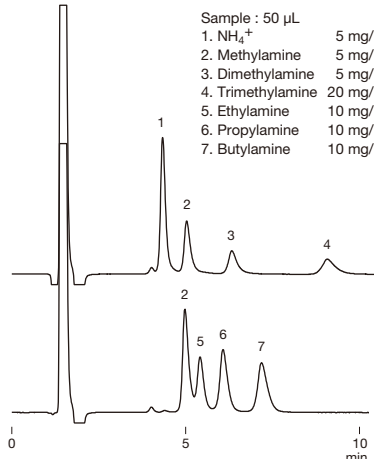
Amino alcohols



Column : Shodex IC YK-421
Eluent : 4 mM HNO₃ aq.
Flow rate : 1.0 mL/min
Detector : Non-suppressed conductivity
Column temp. : 40 °C

Sample : 20 µL
 1. Monoethanolamine 10 µg/mL
 2. Diethanolamine 20 µg/mL
 3. N-Methylethanolamine 20 µg/mL
 4. Triethanolamine 30 µg/mL
 5. N-Methyldiethanolamine 30 µg/mL
 6. N,N-Diethylethanolamine 30 µg/mL
 7. N-(2-Aminoethyl)ethanolamine 30 µg/mL

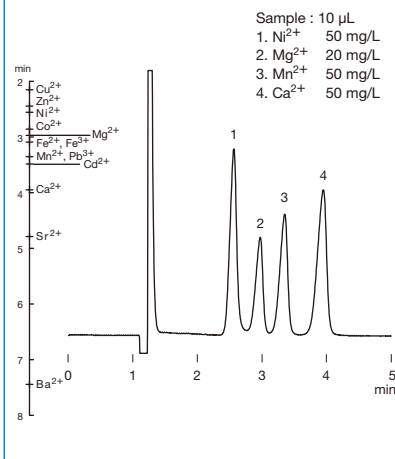
Alkylamines



Column : Shodex IC YK-421
Eluent : 4 mM H₃PO₄ aq./CH₃CN=90/10
Flow rate : 1.0 mL/min
Detector : Non-suppressed conductivity
Column temp. : 25 °C

Sample : 50 µL
 1. NH₄⁺ 5 mg/L
 2. Methylamine 5 mg/L
 3. Dimethylamine 5 mg/L
 4. Trimethylamine 20 mg/L
 5. Ethylamine 10 mg/L
 6. Propylamine 10 mg/L
 7. Butylamine 10 mg/L

Alkaline earth metal ions



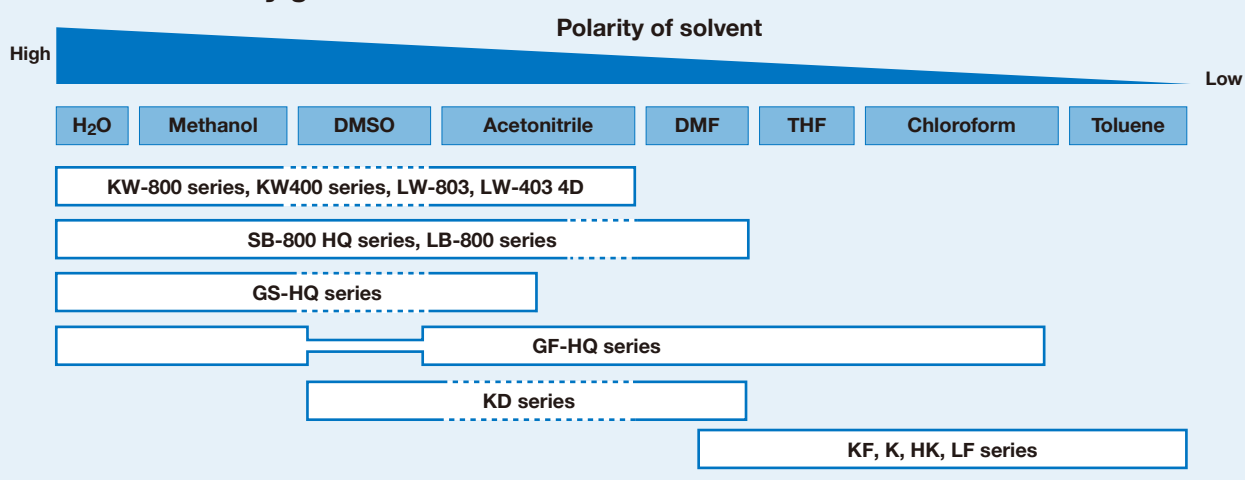
Column : Shodex IC Y-521
Eluent : 4 mM Tartaric acid + 2 mM Ethylenediamine aq.
Flow rate : 1.0 mL/min
Detector : Non-suppressed conductivity
Column temp. : 40 °C

Sample : 10 µL
 1. Ni²⁺ 50 mg/L
 2. Mg²⁺ 20 mg/L
 3. Mn²⁺ 50 mg/L
 4. Ca²⁺ 50 mg/L

Column Selection for Size Exclusion Chromatography (SEC)

	Application	Solvent	Column	Page	
Aqueous SEC (GFC)	Biological macromolecules (proteins, peptides, nucleic acids, etc.)	Buffer etc.	KW-800 series	38	
			KW400 series	High performance (solvent-saving)	38
			LW-803	High performance	39
			LW-403 4D	High performance (Rapid analysis)	39
	Biological macromolecules (high MW range)	Buffer etc.	SB-800 HQ series	42	
			LB-800 series	For light scattering detector	42
	Water-soluble polymers (polyacrylamide, polyethylenimine, etc.) Polysaccharides	Water, Buffer, Aqueous solution, etc.	SB-800 HQ series	42	
			LB-800 series	For light scattering detector	42
	Oligosaccharide, polysaccharides	Water, Aqueous solution, etc.	KS-800 series	26	
			GS-HQ series	46	
Organic SEC (GPC)	General polymers	THF	KF-800 series	50	
			KF-600 series	Rapid analysis (solvent-saving)	56
			KF-400HQ series	High performance (solvent-saving)	56
			HK-400 series	Ultra-rapid Analysis (solvent-saving)	58
		LF series	High-linear calibration curves	60	
		Chloroform	K-800 series	52	
			HK-400 series	Ultra-rapid Analysis (solvent-saving)	58
			LF series	High-linear calibration curves	60
	Polar polymers (polyimides, polyvinylpyrrolidones etc.)		DMF	KD-800 series	54
		HK-400 series		Ultra-rapid Analysis (solvent-saving)	58
		LF series		High-linear calibration curves	60
		SB-800 HQ series		42	
		LB-800 series	For light scattering detector	42	
		Analysis at high temperature (polyethylene, polypropylene etc.)	ODCB etc.	HT-800 series	62
				UT-800 series	62
				AT-806MS	62
Engineering resin analysis at room temperature [polyamide (Nylon), polyethylene terephthalate (PET) etc.]	HFIP			HFIP-800 series	64
		HFIP-600 series	Rapid analysis (solvent-saving)	64	
		HK-400 series	Ultra-rapid Analysis (solvent-saving)	58	
		LF series	High-linear calibration curves	60	
Aqueous/Organic SEC			GF-HQ series	48	

Solvent usability guideline for the Shodex SEC columns



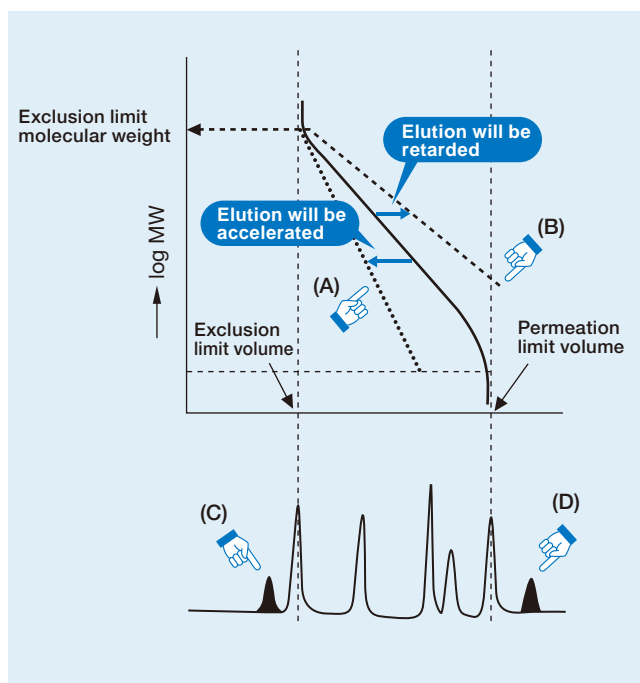
Precautions for Polar Polymer Analysis

Unexpected interactions in the column can affect the size exclusion chromatography analysis of polar polymers. These interactions may change elution patterns and results in an invalid molecular weight calculation. It is important to reduce these interfering interactions in order to obtain the accurate molecular weight distribution.

Interfering interactions likely to be observed

Interactions between the analyte and the packing materials

- **Hydrophobic interaction**
 - The analyte is adsorbed on the packing material. This delays the analyte elution and results in under estimating the analyte's molecular weight. See (B) and (D).
- **Ionic interaction**
 - (1) Ion Exclusion
 - The analyte is repelled from the packing material. This accelerates the analyte elution and results in over estimating the analyte's molecular weight. See (A) and (C).
 - (2) Ion Exchange
 - The analyte is adsorbed on the packing material. This delays the analyte elution and results in under estimating the analyte's molecular weight. See (B) and (D).



Interaction within and between the analyte

- **Ionic repulsion effects observed within the multivalent macromolecules causes structure expansion**
 - This accelerates the analyte elution and results in over estimating the analyte's molecular weight. See (A).
- **Association between the molecules**
 - This accelerates the analyte elution and results in over estimating the analyte's molecular weight. See (A).

Interactions between the analyte and the solvent

- The multivalent ion in the solvent works as a bridge to bind ionic molecules (analyte).

Methods to reduce interactions

Aqueous SEC (GFC)

Ionic interaction

- Add salt

Hydrophobic interaction

- Increase the analyte dissociation
 - Cationic polymer → Lower the pH
 - Anionic polymer → Higher the pH
- Lower the eluent polarity
 - (Example) Add acetonitrile or methanol

Organic SEC (GPC)

Ionic interaction

- Add salt
 - (Example) Add LiBr to DMF
 - Add CF₃COONa to HFIP

Hydrophobic interaction

- Lower the eluent polarity
 - (Example) Change the eluent from DMF to THF

Hydrophilic interaction

- Increase the eluent polarity
 - (Example) Change the eluent from THF to DMF

Aqueous SEC (GFC) Columns: Silica-based

Features

- KW-800**
- Silica-based packed columns for aqueous SEC (GFC) analysis
 - Suitable for the analysis of proteins and enzymes
 - Fulfills USP L20, L33, and L59 requirements
-
- KW400**
- Reduced packing material particle size enhances column performance
 - Three to four-fold higher sensitivity than KW-800 series
 - KW405-4F is applicable analyzing samples with molecular weight above 1,000,000
 - Fulfills USP L20, L33, and L59 requirements
-
- LW-803**
- Pore size specifically controlled for analyzing proteins with a molecular weight of several hundred of thousand
 - High performance analysis of antibody drugs and various proteins
 - High lot-to-lot reproducibility
 - Fulfills USP L20, L33, and L59 requirements
-
- New**
- LW-403 4D**
- Rapid analysis column for LW-803
 - Achieves approximately half the analysis time compared with standard column
 - Fulfills USP L20, L33, and L59 requirements

● Standard columns

	Product Code	Product Name	Plate Number* (TP/column)	Particle Size (µm)	Pore Size (Å) (max / average)	Column Size (mm) I.D. x Length	Shipping Solvent
Bestseller	F6989000	PROTEIN KW-802.5	≥ 21,000	5	400 / 150	8.0 x 300	H ₂ O
Bestseller	F6989103	PROTEIN KW-803	≥ 21,000	5	1,000 / 300	8.0 x 300	H ₂ O
Bestseller	F6989104	PROTEIN KW-804	≥ 16,000	7	1,500 / 500	8.0 x 300	H ₂ O
	F6700131	PROTEIN KW-G 6B	(guard column)	7	-	6.0 x 50	H ₂ O

*Measured with ethylene glycol

Base Material: Silica
Usable pH range: pH 3.0 - 7.5
Usable concentration of methanol and acetonitrile is up to 100 %

● High performance semi-micro columns ◎ KW400 series is recommended to be used with semi-micro type devices.

	Product Code	Product Name	Plate Number* (TP/column)	Particle Size (µm)	Pore Size (Å) (max / average)	Column Size (mm) I.D. x Length	Shipping Solvent
	F6989201	KW402.5-4F	≥ 35,000	3	400 / 150	4.6 x 300	H ₂ O
	F6989202	KW403-4F	≥ 35,000	3	800 / 250	4.6 x 300	H ₂ O
	F6989203	KW404-4F	≥ 25,000	5	1,500 / 500	4.6 x 300	H ₂ O
	F6989204	KW405-4F	≥ 25,000	5	2,000 / 1,000	4.6 x 300	H ₂ O
	F6700132	KW400G-4A	(guard column)	5	-	4.6 x 10	H ₂ O

*Measured with uridine

Base Material: Silica
Usable pH range: pH 3.0 - 7.5
Usable concentration of methanol and acetonitrile is up to 100 %

For antibody drugs analysis

● Standard columns

Product Code	Product Name	Plate Number* (TP/column)	Particle Size (μm)	Pore Size (\AA)	Column Size (mm) I.D. x Length	Shipping Solvent
F6989303	PROTEIN LW-803	$\geq 12,000$	3	1,000	8.0 x 300	H ₂ O
F6700133	PROTEIN LW-G 6B	(guard column)	3	–	6.0 x 50	H ₂ O

*Measured with bovine serum albumin

Base Material: Silica
Usable pH range: pH 3.0 - 7.5
Usable concentration of methanol and acetonitrile is up to 100 %

● Semi-micro columns

© LW-403 is recommended to be used with semi-micro type devices.

Product Code	Product Name	Plate Number* (TP/column)	Particle Size (μm)	Pore Size (\AA)	Column Size (mm) I.D. x Length	Shipping Solvent
F6989403	New PROTEIN LW-403 4D	$\geq 11,000$	1.9	1,000	4.6 x 150	H ₂ O
F6700134	New PROTEIN LS-G 4J	(guard column)	1.9	–	4.6 x 20	H ₂ O

*Measured with bovine serum albumin

Base Material: Silica
Usable pH range: pH 3.0 - 7.5
Usable concentration of methanol and acetonitrile is up to 100 %

● Preparative columns [Preparative columns are made to order.]

Product Code	Product Name	Plate Number* (TP/column)	Particle Size (μm)	Column Size (mm) I.D. x Length	Standard Column
F6505020	(PROTEIN KW-2002.5)*	$\geq 17,000$	5	20.0 x 300	KW-802.5
F6505021	(PROTEIN KW-2003)*	$\geq 17,000$	5	20.0 x 300	KW-803
F6505022	(PROTEIN KW-2004)*	$\geq 14,000$	7	20.0 x 300	KW-804
F6709556	(PROTEIN KW-G 8B)*	(guard column)	7	8.0 x 50	(guard column)

*Measured with ethylene glycol

Base Material: Silica

* columns marked with asterisk are available until end of 2021

Target molecular weight range and exclusion limit

● Measured with protein (eluent: phosphate buffer)

Product Name	Target Molecular Weight Range	Exclusion Limit
KW-802.5	5,000 – 100,000	150,000
KW-803	10,000 – 700,000	*(1,000,000)
KW-804	30,000 – *(4,000,000)	*(4,000,000)
KW402.5	5,000 – 70,000	150,000
KW403	10,000 – 500,000	600,000
KW404	30,000 – *(4,000,000)	*(4,000,000)
KW405	200,000 – *(20,000,000)	*(20,000,000)
LW-803, LW-403 4D	10,000 – 700,000	*(1,000,000)

Please use the above table for reference purposes only when selecting columns.

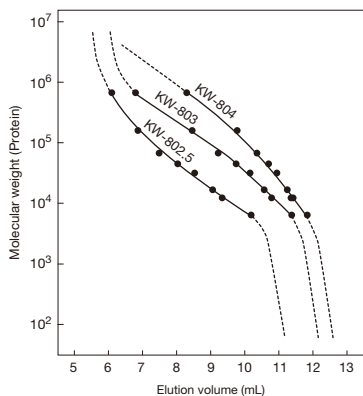
*() Estimated value

● Measured with pullulan (eluent: ultrapure water)

Product Name	Target Molecular Weight Range	Exclusion Limit
KW-802.5	2,000 – 50,000	60,000
KW-803	5,000 – 100,000	170,000
KW-804	20,000 – 300,000	500,000
KW402.5	2,000 – 40,000	60,000
KW403	3,000 – 50,000	80,000
KW404	20,000 – 300,000	400,000
KW405	100,000 – 700,000	1,300,000

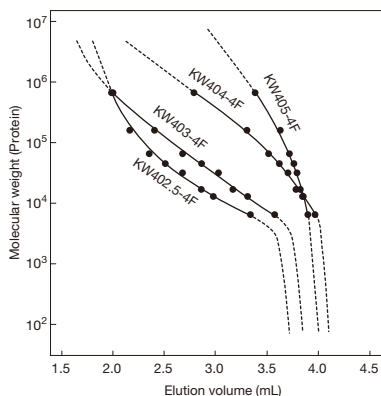
Please use the above table for reference purposes only when selecting columns.

Calibration curves for KW-800 series using protein



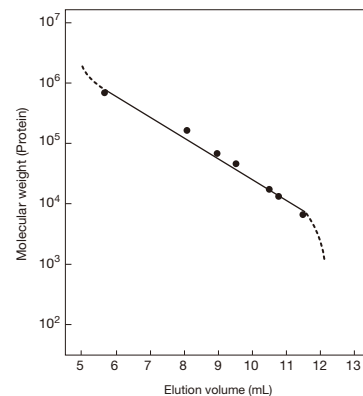
Column : Shodex PROTEIN KW-800 series
Eluent : 50 mM Sodium phosphate buffer (pH 7.0) + 0.3 M NaCl
Flow rate : 1.0 mL/min
Detector : UV (280 nm)
Column temp. : 30 °C

Calibration curves for KW400 series using protein



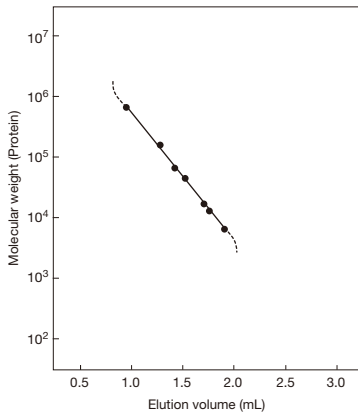
Column : Shodex KW400-4F series
Eluent : 50 mM Sodium phosphate buffer (pH 7.0) + 0.3 M NaCl
Flow rate : 0.33 mL/min
Detector : UV (280 nm) (small cell volume)
Column temp. : 30 °C

Calibration curve for LW-803 using protein



Column : Shodex PROTEIN LW-803
Eluent : 50 mM Sodium phosphate buffer (pH 7.0) + 0.3 M NaCl
Flow rate : 1.0 mL/min
Detector : UV (280 nm)
Column temp. : Room temp.

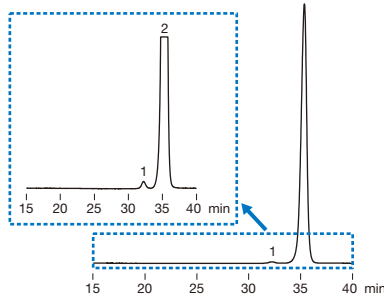
Calibration curve for LW-403 4D using protein



Column : Shodex PROTEIN LW-403 4D
Eluent : 50 mM Sodium phosphate buffer (pH 7.0) + 0.3 M NaCl
Flow rate : 0.35 mL/min
Detector : UV (280 nm) (small cell volume)
Column temp. : 30 °C

Analysis of impurities (high molecular weight proteins) in insulin glargine following USP method

Sample : 100 µL
System suitability solution (prepared following USP method)
 1. High molecular weight proteins
 2. Insulin glargine



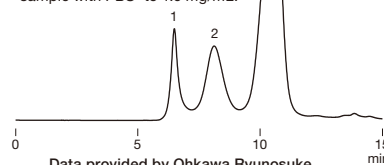
Column : Shodex PROTEIN KW-802.5 x 2
Eluent : CH₃COOH/CH₃CN/H₂O=20/30/50 (pH to 3.0 adjusted with 25 % NH₃ aq.)
Flow rate : 0.5 mL/min
Detector : UV (276 nm)
Column temp. : Ambient

Lipoproteins in serum

Sample : 40 µL
Whole lipoproteins from serum of a healthy person 1.0 mg/mL
 1. VLDL 2. LDL 3. HDL

[Preparation of sample]

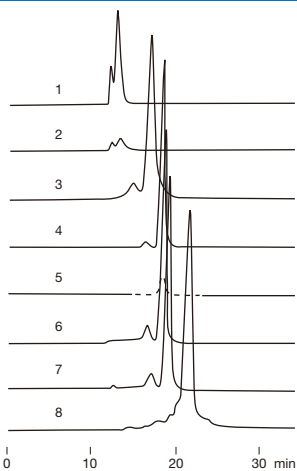
1. Use potassium bromide to adjust the specific gravity of serum from a healthy person to 1.210 g/mL. Ultracentrifuge for 24 hours.
2. Dialyze the supernatant and then substitute the solvent with PBS*.
3. Measure protein concentration by Lowry method and dilute the sample with PBS* to 1.0 mg/mL.



Data provided by Ohkawa Ryunosuke, Graduate School of Health Care Sciences, Analytical Laboratory Chemistry, Tokyo Medical and Dental University

Column : Shodex PROTEIN KW-G + KW-804
Eluent : 10-fold diluted x 10 PBS* with H₂O
Flow rate : 1.0 mL/min
Detector : UV (280 nm)
Column temp. : 30 °C
 x 10 PBS* : 80 g NaCl + 29 g Na₂HPO₄·12H₂O + 2 g KCl + 2 g KH₂PO₄ in 1000 mL of H₂O

Proteins in human blood serum

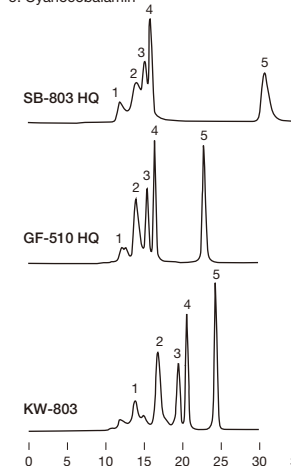


Sample : 0.1 % each
 1. Fibrinogen 50 µL
 2. α₂-Macroglobulin 50 µL
 3. IgG 50 µL
 4. Transferrin 50 µL
 5. Plasminogen 50 µL
 6. Albumin 100 µL
 7. Antitrypsin 100 µL
 8. Hemoglobin 100 µL

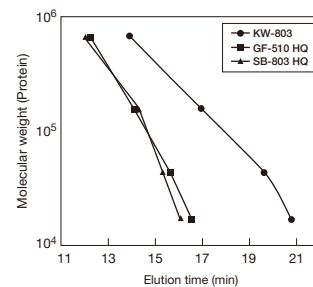
Column : Shodex PROTEIN KW-803
Eluent : 50 mM Sodium phosphate buffer (pH 7.0) + 0.3 M NaCl
Flow rate : 1.0 mL/min
Detector : UV (280 nm)
Column temp. : Room temp.

Comparing three GFC columns for the separation of common proteins

Sample :
 1. Thyroglobulin (bovine)
 2. γ-Globulin (bovine)
 3. Ovalbumin (chicken)
 4. Myoglobin (horse)
 5. Cyanocobalamin



Separation performances of three aqueous SEC columns (SB-803 HQ, GF-510 HQ, and KW-803) were compared. KW-803, silica-based column, showed the best separation performance for the analysis of protein standards.



Column : Shodex OHpak SB-803 HQ
 Shodex Asahipak GF-510 HQ
 Shodex PROTEIN KW-803
Eluent : 0.2 M Phosphate buffer (pH 6.9)
Flow rate : 0.5 mL/min
Detector : UV (280 nm)
Column temp. : 30 °C

Comparison of LW-803, conventional column, and other manufacturer's column

PROTEIN LW-803 is suitable for analyzing proteins with molecular weight of several hundreds of thousands. Compared to our conventional columns and other manufacturer's columns, LW-803 has improved separation performance in the molecular weight range around 160,000 (about the size of γ -Globulin). This improvement is advantageous for the separation of monomer and dimer of IgG which is a mainstream antibody drug.

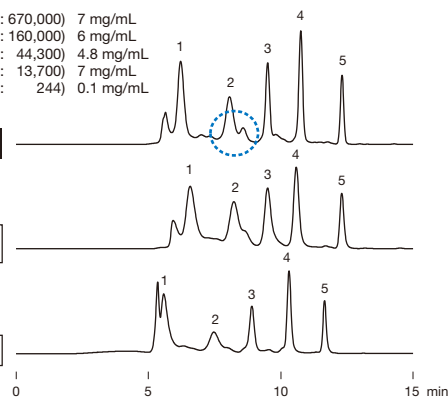
Sample : 5 μ L

1. Thyroglobulin (MW : 670,000) 7 mg/mL
2. γ -Globulin (MW : 160,000) 6 mg/mL
3. Ovalbumin (MW : 44,300) 4.8 mg/mL
4. Ribonuclease A (MW : 13,700) 7 mg/mL
5. Uridine (MW : 244) 0.1 mg/mL

LW-803

(conventional type)
KW-803

Company A



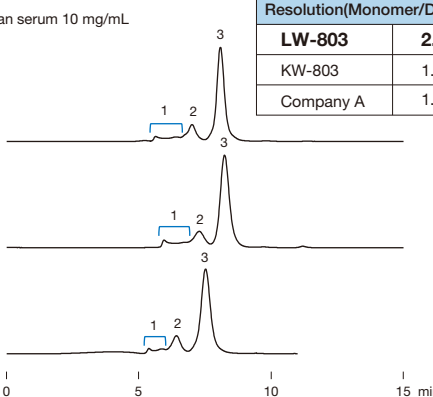
Sample : 5 μ L

- IgG from human serum 10 mg/mL
1. Aggregates
 2. Dimer
 3. Monomer

LW-803

(conventional type)
KW-803

Company A

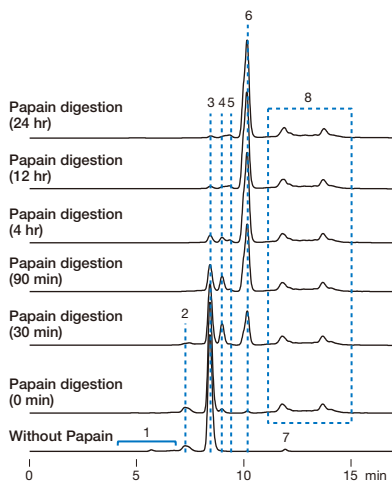


Resolution(Monomer/Dimer)	
LW-803	2.2
KW-803	1.6
Company A	1.9

Column : Shodex PROTEIN LW-803, Shodex PROTEIN KW-803, Silica-based SEC column from other manufacturer
Eluent : 50 mM Sodium phosphate buffer (pH 7.0) + 0.3 M NaCl
Flow rate : 1.0 mL/min
Detector : UV (280 nm)
Column temp. : Room temp.

Monitoring papain digestion of humanized monoclonal IgG

Papain digestion of humanized monoclonal IgG was monitored using PROTEIN LW-803, an aqueous SEC (GFC) column. During the papain digestion of IgG, Fc and Fab fragments from the IgG and their decomposition intermediates are expected to be observed. LW-803 separates IgG and decomposed fragments and intermediates well from each other, thus it is suitable for the monitoring of papain digestion of IgG.



Sample : 10 μ L

- Humanized monoclonal IgG
1. Aggregates of IgG
 2. Dimer of IgG
 3. Monomer of IgG
 - 4 - 6. Fragments of IgG from papain digestion
 7. Citric acid
 8. Papain

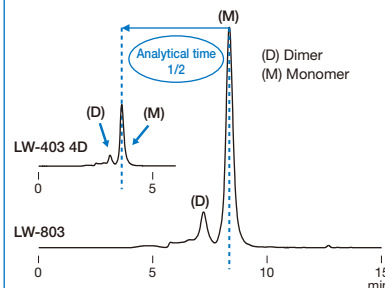
[Procedure of papain digestion]

- (1) Dissolve 3 mg of humanized monoclonal IgG in 500 μ L of the eluent. (6 mg/mL conc.)
- (2) Dissolve 1 mg of papain in 500 μ L of the eluent. (1 mg/mL conc.)
- (3) Pass (1) and (2) through 0.2 μ m membrane filter.
- (4) Mix each solution in equal amounts.
- (5) Keep temperature at 25 $^{\circ}$ C.
- (6) Takes a sample with time and analyze it by HPLC.

Column : Shodex PROTEIN LW-803
Eluent : 0.1 M Sodium phosphate buffer (pH 7.0) + 0.3 M NaCl
Flow rate : 1.0 mL/min
Detector : UV (280 nm)
Column temp. : 25 $^{\circ}$ C

Comparison of separation of IgG between LW-403 4D and LW-803

Sample : IgG from human serum 10 mg/mL
 (LW-403 4D) 0.5 μ L
 (LW-803) 5 μ L



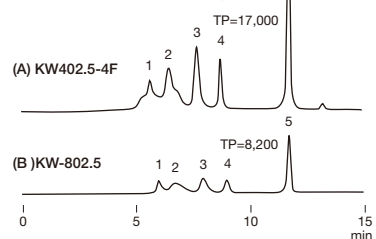
Column : Shodex PROTEIN LW-403 4D
 Shodex PROTEIN LW-803
Eluent : 50 mM Sodium phosphate buffer (pH 7.0) + 0.3 M NaCl
Flow rate : (LW-403 4D) 0.35 mL/min
 (LW-803) 1.0 mL/min
Detector : (LW-403 4D) UV (280 nm) (small cell volume)
 (LW-803) UV (280 nm) (conventional type)
Column temp. : Room temp.

Comparison of KW402.5-4F and KW-802.5

KW400 series is a high performance type of semi-micro columns. It offers approximately 1.5 times larger theoretical plate number and 3 to 4 times higher detection sensitivity (peak height) than KW-800 series columns do.

Sample : 10 μ L

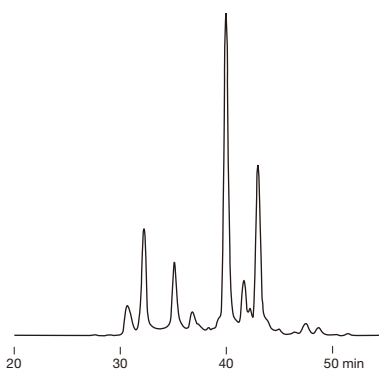
1. Blue dextran 2000 0.2 mg/mL
2. γ -Globulin 0.8 mg/mL
3. Ovalbumin 0.8 mg/mL
4. Myoglobin 0.56 mg/mL
5. Uridine 0.04 mg/mL



Column : Shodex KW402.5-4F
 Shodex PROTEIN KW-802.5
Eluent : 50 mM Sodium phosphate buffer (pH 7.0) + 0.3 M NaCl
Flow rate : (A) 0.33 mL/min, (B) 1.0 mL/min
Detector : UV (280 nm) (small cell volume)
Column temp. : 25 $^{\circ}$ C

Why in yogurt

Sample : Whey, 5 μ L

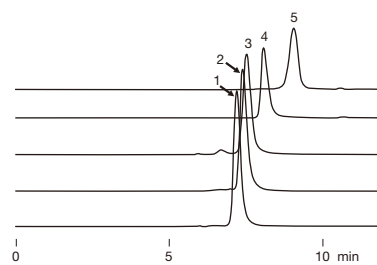


Column : Shodex KW403-4F + KW402.5-4F
Eluent : 50 mM Sodium phosphate buffer (pH 7.0) + 0.3 M NaCl
Flow rate : 0.20 mL/min
Detector : UV (280 nm) (small cell volume)
Column temp. : 30 $^{\circ}$ C

Lectins

Sample : 5 μ L

1. Lectin from soybean 0.6 mg/mL
2. Lectin from arachis hypogaea 1.1 mg/mL
3. Lectin from canavalia ensiformis (Con A) 0.9 mg/mL
4. Lectin from lens culinaris (LCA) 0.7 mg/mL
5. Lectin from triticum vulgare (WGA) 0.8 mg/mL



Column : Shodex KW402.5-4F
Eluent : 50 mM Sodium phosphate buffer (pH 7.0) + 0.3 M NaCl
Flow rate : 0.33 mL/min
Detector : UV (220 nm) (small cell volume)
Column temp. : 30 $^{\circ}$ C

Aqueous SEC (GFC) Columns: Polymer-based

Features

- SB-800 HQ**
- Polymer-based packed columns for aqueous SEC (GFC) analysis
 - Supports a wide range of molecular weight sample analysis
 - The eluent can be replaced with DMF (except SB-802 HQ and SB-807 HQ), enabling the analysis of polar polymers
 - Method using SB-804 HQ or SB-805 HQ for gelatin's mean molecular weight determination is comparable with PAGI method (Ver. 10, Japan)
 - Fulfills USP L38 and L39 requirements
 - SB-802 and 802.5 HQ fulfill USP L25 requirements
 - SB-803 HQ fulfills USP L37 requirements

- SB-807 HQ**
- Column for the analysis of water-soluble ultra high molecular weight polymers
 - Large particle-size gel prevents shear degradation of polymers
 - Fulfills USP L38 and L39 requirements

- LB-800**
- Polymer-based packed columns for aqueous SEC (GFC) analysis
 - Low column bleeding allows its use with light scattering detectors
 - The eluent can be replaced with DMF enabling the analysis of polar polymers
 - LB-804 (exclusion limit: about 1,000,000) and LB-806 (exclusion limit: about 20,000,000) newly added to the series
 - Fulfills USP L38 and L39 requirements
 - LB-803 fulfills USP L37 requirements

Standard columns

	Product Code	Product Name	Plate Number (TP/column)	Particle Size (µm)	Pore Size (Å)	Column Size (mm) I.D. x Length	Shipping Solvent
	F6429100	OHpak SB-802 HQ	≥ 12,000	8	100	8.0 x 300	0.02% Na ₃ aq.
Bestseller	F6429101	OHpak SB-802.5 HQ	≥ 16,000	6	200	8.0 x 300	0.02% Na₃ aq.
Bestseller	F6429102	OHpak SB-803 HQ	≥ 16,000	6	800	8.0 x 300	0.02% Na₃ aq.
Bestseller	F6429103	OHpak SB-804 HQ	≥ 16,000	10	2,000	8.0 x 300	0.02% Na₃ aq.
	F6429104	OHpak SB-805 HQ	≥ 12,000	13	7,000	8.0 x 300	0.02% Na ₃ aq.
	F6429105	OHpak SB-806 HQ	≥ 12,000	13	15,000	8.0 x 300	0.02% Na ₃ aq.
Bestseller	F6429106	OHpak SB-806M HQ	≥ 12,000	13	15,000	8.0 x 300	0.02% Na₃ aq.
	F6709430	OHpak SB-G 6B	(guard column)	10	-	6.0 x 50	0.02% Na ₃ aq.

SB-806M HQ is a mixed-gel column capable of analyzing samples over a wide range of molecular weight distribution.

Base Material: Polyhydroxymethacrylate
Usable pH range: pH 3 - 10

[Aqueous high molecular weight analysis column]

Product Code	Product Name	Plate Number (TP/column)	Particle Size (µm)	Pore Size (Å)	Column Size (mm) I.D. x Length	Shipping Solvent
F6429108	OHpak SB-807 HQ	≥ 1,500	35	30,000	8.0 x 300	H ₂ O
F6709431	OHpak SB-807G	(guard column)	35	-	8.0 x 50	H ₂ O

Base Material: Polyhydroxymethacrylate
Usable pH range: pH 3 - 10

[GFC columns to be used with light scattering detector]

	Product Code	Product Name	Plate Number (TP/column)	Particle Size (µm)	Pore Size (Å)	Column Size (mm) I.D. x Length	Shipping Solvent
new code F6429206 (old: F6429211)	New F6429206	OHpak LB-802.5	≥ 16,000	6	200	8.0 x 300	H ₂ O
	F6429201	OHpak LB-803	≥ 16,000	6	800	8.0 x 300	H ₂ O
	F6429204	New OHpak LB-804	≥ 16,000	10	2,000	8.0 x 300	H ₂ O
	F6429203	OHpak LB-805	≥ 12,000	13	7,000	8.0 x 300	H ₂ O
	F6429205	New OHpak LB-806	≥ 12,000	13	15,000	8.0 x 300	H ₂ O
	F6429202	OHpak LB-806M	≥ 12,000	13	15,000	8.0 x 300	H ₂ O
	F6709434	OHpak LB-G 6B	(guard column)	13	-	6.0 x 50	H ₂ O

LB-806M is a mixed-gel column capable of analyzing samples over a wide range of molecular weight distribution.

Base Material: Polyhydroxymethacrylate
Usable pH range: pH 3 - 10

● Preparative columns [Preparative columns are made to order.]

Product Code	Product Name	Plate Number (TP/column)	Particle Size (μm)	Column Size (mm) I.D. x Length	Standard Column
F6516011	OHpak SB-2002	≥ 9,000	15	20.0 x 300	SB-802 HQ
F6516012	OHpak SB-2002.5	≥ 12,000	10	20.0 x 300	SB-802.5 HQ
F6516013	OHpak SB-2003	≥ 12,000	10	20.0 x 300	SB-803 HQ
F6516014	OHpak SB-2004	≥ 12,000	18	20.0 x 300	SB-804 HQ
F6516015	OHpak SB-2005	≥ 12,000	20	20.0 x 300	SB-805 HQ
F6516016	OHpak SB-2006	≥ 12,000	20	20.0 x 300	SB-806 HQ
F6516017	OHpak SB-2006M	≥ 12,000	20	20.0 x 300	SB-806M HQ
F6709555	OHpak SB-G 8B	(guard column)	18	8.0 x 50	(guard column)

Base Material: Polyhydroxymethacrylate

● Usable concentration of organic solvents

Product Code	The maximum usable concentration (%)		
	Methanol	Acetonitrile	DMF
SB-802 HQ	0	0	0
SB-802.5 HQ, SB-803 HQ	100	75	100
SB-804 HQ ~ SB-806M HQ	75	75	100
SB-G 6B	75	75	100
SB-807 HQ, SB-807G	30	30	0
LB-802.5 ~ LB-806M, LB-G 6B	100	100	100

(Note)

The maximum solvent tolerance of SB-2000 series, preparative columns of SB-800 series, is 50 % methanol, acetonitrile, or DMF (SB-2002 is not tolerant to organic solvents).

Target molecular weight range and exclusion limit

● Measured with pullulan (eluent: ultrapure water)

Product Name	Target Molecular Weight Range	Exclusion Limit
SB-802 HQ	200 - 1,000	1,000
SB-802.5 HQ	500 - 10,000	10,000
SB-803 HQ	1,000 - 100,000	100,000
SB-804 HQ	5,000 - 400,000	1,000,000
SB-805 HQ	100,000 - 1,000,000	*(4,000,000)
SB-806 HQ	100,000 - *(20,000,000)	*(20,000,000)
SB-806M HQ	500 - *(20,000,000)	*(20,000,000)
SB-807 HQ	500,000 - *(500,000,000)	*(500,000,000)
LB-802.5	500 - 10,000	10,000
LB-803	1,000 - 100,000	100,000
LB-804	5,000 - 400,000	1,000,000
LB-805	100,000 - 1,000,000	*(4,000,000)
LB-806	100,000 - *(20,000,000)	*(20,000,000)
LB-806M	500 - *(20,000,000)	*(20,000,000)

Please use the above table for reference purposes only when selecting columns.

*() Estimated value

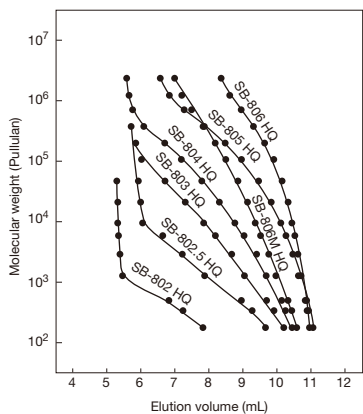
● Measured with PEG/PEO (eluent: DMF)

Product Name	Target Molecular Weight Range
SB-802 HQ	-
SB-802.5 HQ	100 - 2,000
SB-803 HQ	200 - 40,000
SB-804 HQ	500 - 300,000
SB-805 HQ	50,000 - 700,000
SB-806 HQ	70,000 - *(20,000,000)
SB-806M HQ	200 - *(20,000,000)
SB-807 HQ	-
LB-802.5	100 - 5,000
LB-803	500 - 50,000
LB-804	1,000 - 300,000
LB-805	50,000 - 700,000
LB-806	70,000 - *(20,000,000)
LB-806M	200 - *(20,000,000)

Please use the above table for reference purposes only when selecting columns.

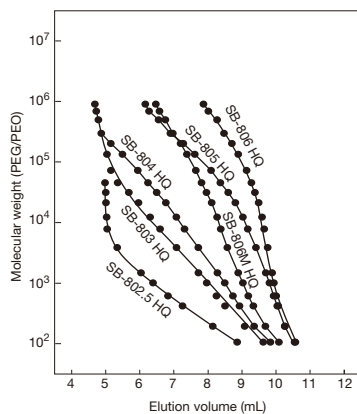
PEG: polyethylene glycol
PEO: polyethylene oxide
*() Estimated value

Calibration curves for SB-800 HQ series using pullulan (eluent: H₂O)



Column : Shodex OHpak SB-800 HQ series
Eluent : H₂O
Flow rate : 1.0 mL/min
Detector : RI
Column temp. : 30 °C

Calibration curves for SB-800 HQ series using PEG/PEO (eluent: DMF)



Column : Shodex OHpak SB-800 HQ series
Eluent : DMF
Flow rate : 1.0 mL/min
Detector : RI
Column temp. : 40 °C

Carboxymethylcellulose

Sample : Carboxymethylcellulose 0.1 % each, 50 µL

1,500-3,000 cP
 Mn : 201,300
 Mw : 6,940,500
 Mw/Mn : 34.47

400-800 cP
 Mn : 105,400
 Mw : 2,126,000
 Mw/Mn : 20.18

50-200 cP
 Mn : 64,600
 Mw : 402,000
 Mw/Mn : 6.22

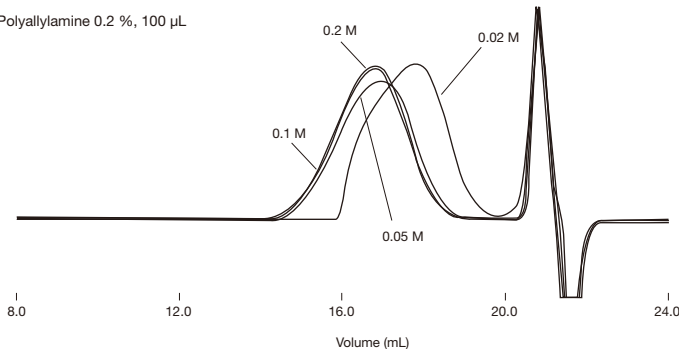
Molecular weight was determined from the calibration curve of pullulan.

Column : Shodex OHpak SB-806M HQ x 2
Eluent : 0.1 M NaCl aq.
Flow rate : 1.0 mL/min
Detector : RI
Column temp. : 40 °C

Effects of sodium nitrate in eluent on the analysis of polyallylamine

For the analysis of cationic polymers, such as polyallylamine, the polymer is observed to adsorb on the column or delayed in elution when low sodium nitrate eluent was used. These phenomena can be suppressed by increasing the concentration of sodium nitrate in the eluent. In the case of polyallylamine, a good shape chromatogram is obtained when sodium nitrate concentration is 0.1 M or higher.

Sample : Polyallylamine 0.2 %, 100 µL



Column : Shodex OHpak SB-806M HQ x 2
Eluent : 0.5 M CH₃COOH + NaNO₃ aq.
Flow rate : 1.0 mL/min
Detector : RI
Column temp. : 40 °C

Gelatin

Sample : 0.1 % each, 100 µL
 Gelatin from bovine skin
 (Acid treatment, Gel strength : 225 g)
 Gelatin from porcine skin
 (Alkali treatment, Gel strength : 90-100 g)

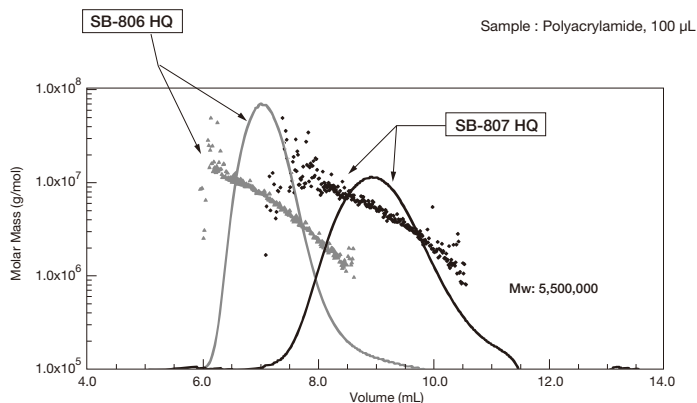
From bovine skin
 Mn : 21,400
 Mw : 108,100
 Mw/Mn : 5.05

From porcine skin
 Mn : 11,500
 Mw : 83,700
 Mw/Mn : 7.28

Molecular weight was determined from the calibration curve of pullulan.

Column : Shodex OHpak SB-806M HQ x 2
Eluent : 0.1 M KH₂PO₄ aq./
 0.1 M Na₂HPO₄ aq.=50/50
Flow rate : 1.0 mL/min
Detector : RI
Column temp. : 40 °C

Polyacrylamide



Column : Shodex OHpak SB-807 HQ, SB-806 HQ
Eluent : 0.2 M NaCl aq.
Flow rate : 0.5 mL/min
Detector : RI
 MALS (Multi angle light scattering)
Column temp. : 30 °C

Cellulose acetate

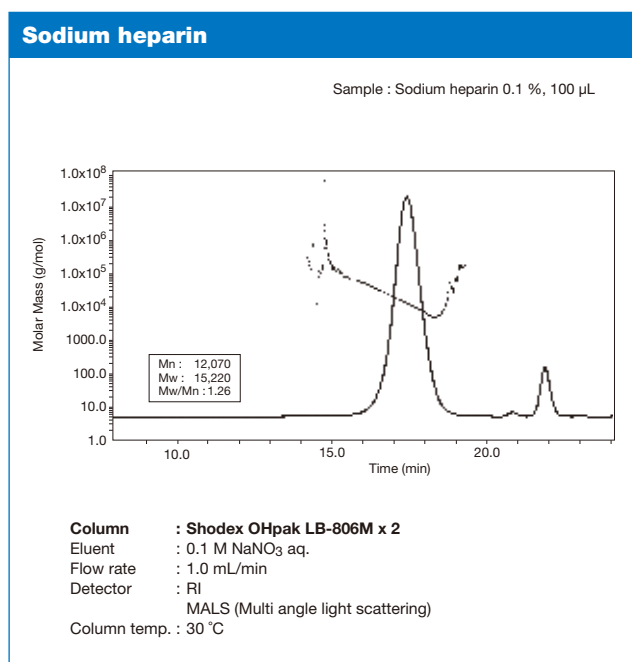
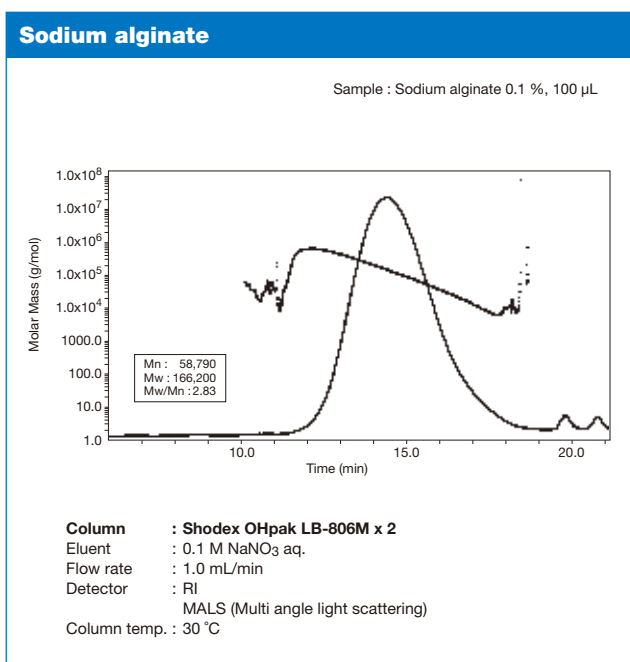
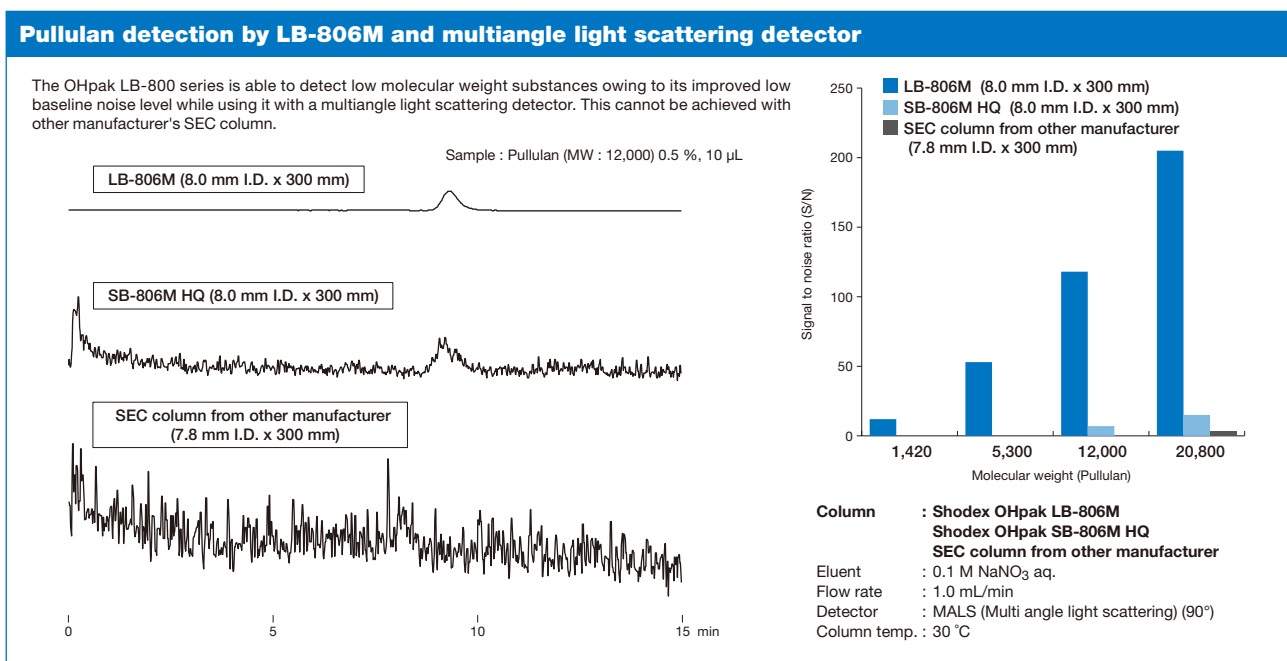
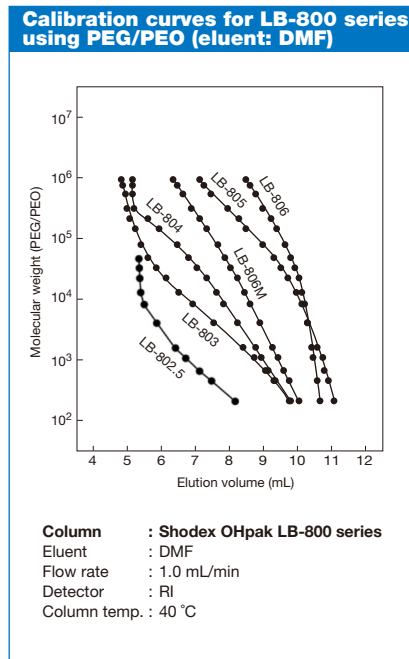
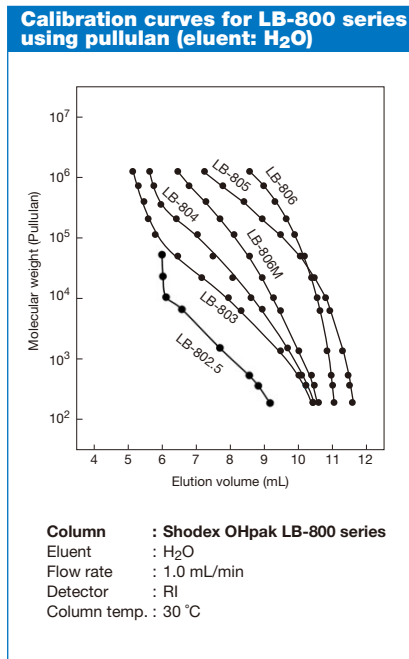
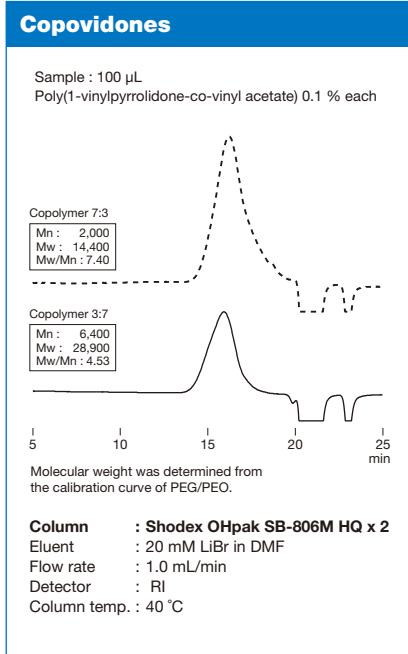
Sample : Cellulose acetate 0.1 % each, 100 µL

Mn-30,000

Mn-50,000

Molecular weight was determined from the calibration curve of pullulan.

Column : Shodex OHpak SB-806M HQ x 2
Eluent : 20 mM LiBr in DMF
Flow rate : 1.0 mL/min
Detector : RI
Column temp. : 40 °C



Multimode Columns

Features

- GS-HQ**
 - SEC is the main separation mode
 - With the choice of eluent, the column provides multimode features of reversed phase, HILIC, and ion exchange modes to SEC
 - Suitable for the separation of peptides or nucleic acids with similar molecular weights
 - Suitable for desalting samples or substituting buffer in protein analysis

Standard columns

Product Code	Product Name	Plate Number (TP/column)	Particle Size (µm)	Pore Size (Å)	Column Size (mm) I.D. x Length	Shipping Solvent
F7600005	Asahipak GS-220 HQ	≥ 19,000	6	150	7.5 x 300	H ₂ O/CH ₃ OH=70/30
F7600006	Asahipak GS-320 HQ	≥ 19,000	6	400	7.5 x 300	H ₂ O/CH ₃ OH=70/30
F7600007	(Asahipak GS-520 HQ)*	≥ 18,000	7	2,000	7.5 x 300	H ₂ O/CH ₃ OH=70/30
F7600008	(Asahipak GS-620 HQ)*	≥ 18,000	7	7,000	7.5 x 300	H ₂ O/CH ₃ OH=70/30
F6710019	Asahipak GS-2G 7B	(guard column)	9	–	7.5 x 50	H ₂ O/CH ₃ OH=70/30

Base Material: Polyvinyl alcohol
 Usable pH range: pH 2 - 12 (GS-220 HQ: pH 2 - 9)
 Usable concentration of methanol is up to 100 % (GS-220 HQ: up to 30 %)
 Usable concentration of acetonitrile is up to 50 %

Semi-micro columns [The following semi-micro columns are made to order.]

Product Code	Product Name	Particle Size (µm)	Pore Size (Å)	Column Size (mm) I.D. x Length
F7750312	(GS320A-4D)*	6	400	4.6 x 150
F7750311	(GS320A-4E)*	6	400	4.6 x 250

Base Material: Polyvinyl alcohol

Preparative columns [Preparative columns are made to order.]

Product Code	Product Name	Plate Number (TP/column)	Particle Size (µm)	Column Size (mm) I.D. x Length	Standard Column
F6810017	(Asahipak GS-220 20F)*	≥ 8,000	13	20.0 x 300	GS-220 HQ
F6810018	(Asahipak GS-320 20F)*	≥ 8,000	13	20.0 x 300	GS-320 HQ
F6810019	(Asahipak GS-520 20F)*	≥ 8,000	13	20.0 x 300	GS-520 HQ
F6810034	Asahipak GS-220 20G	≥ 14,000	13	20.0 x 500	GS-220 HQ
F6810035	Asahipak GS-320 20G	≥ 14,000	13	20.0 x 500	GS-320 HQ
F6810036	(Asahipak GS-520 20G)*	≥ 14,000	13	20.0 x 500	GS-520 HQ
F6710021	Asahipak GS-20G 7B	(guard column)	20	7.5 x 50	(guard column)

Base Material: Polyvinyl alcohol

* columns marked with asterisk are available until end of 2021

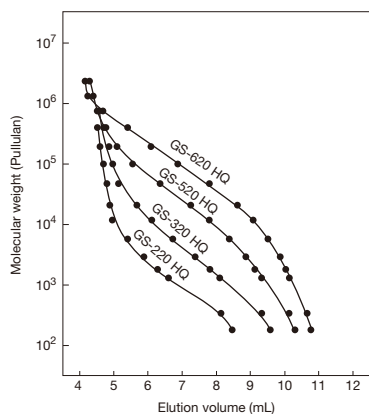
Target molecular weight range and exclusion limit

Measured with pullulan (eluent: ultrapure water)

Product Name	Target Molecular Weight Range	Exclusion Limit
GS-220	300 - 3,000	7,000
GS-320	300 - 20,000	40,000
GS-520	5,000 - 200,000	300,000
GS-620	10,000 - 800,000	1,000,000

Please use the above table for reference purposes only when selecting columns.

Calibration curves for GS-HQ series using pullulan



Column : Shodex Asahipak GS-HQ series
Eluent : H₂O
Flow rate : 0.6 mL/min
Detector : RI
Column temp. : 30 °C

Peptides

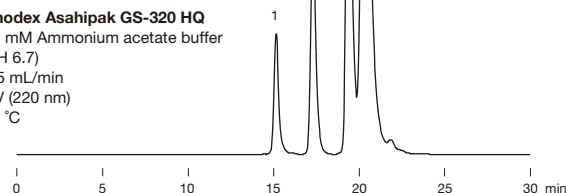
GS-HQ columns work not only under SEC (GFC) mode, but also under multimode, adding hydrophobic and ionic interactions. By carefully selecting the eluent, they provide separation mode that was not available with other types of columns. GS-320 HQ shows excellent performance separating hydrophilic peptides, particularly for acidic and basic peptides.

Sample : 20 µL
 1. Glu-Ala-Glu 0.025 %
 2. Arg-Asp 0.05 %
 3. Gly-His-Lys 0.025 %
 4. Arg-Pro-Lys-Pro 0.025 %

	MW	pI	Σf
Glu-Ala-Glu	347	3.12	0.39
Arg-Asp	289	6.75	0.68
Gly-His-Lys	340	9.95	0.29
Arg-Pro-Lys-Pro	497	11.44	3.24

Σf: Hydrophobic parameter
 pI: Isoelectric point

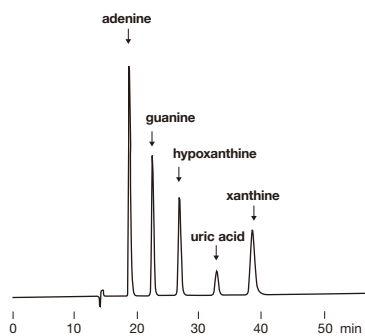
Column : Shodex Asahipak GS-320 HQ
Eluent : 30 mM Ammonium acetate buffer (pH 6.7)
Flow rate : 0.5 mL/min
Detector : UV (220 nm)
Column temp. : 30 °C



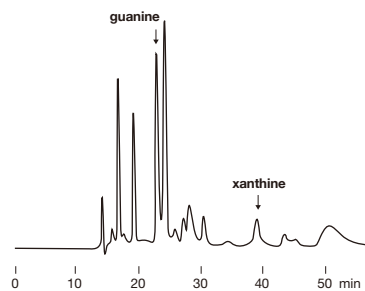
Purine bases in beer

Purine present in food is detected as its purine base form after sample preparation including: homogenization, freeze drying, hydrolyzation with 70 % perchloric acid, and neutralization. The example below shows the analysis of purine in regular beer and beer treated with guanase (an enzyme that degrades guanine to xanthine). The following data indicate that guanine was decreased and xanthine was increased by guanase.

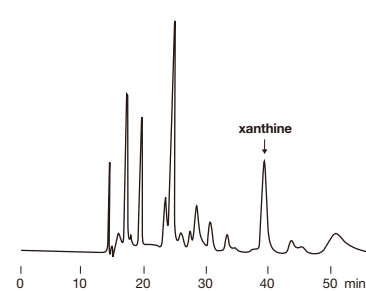
Purine bases in beer



Normal beer



Guanase treated beer

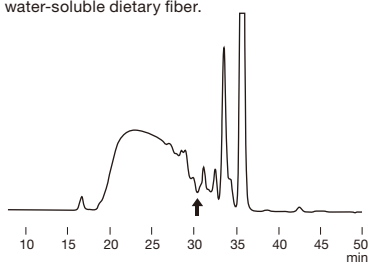


Column : Shodex Asahipak GS-320 HQ
Eluent : 150 mM Sodium phosphate buffer (pH 2.5)
Flow rate : 0.6 mL/min
Detector : UV (260 nm)
Column temp. : 35 °C

Data provided by Kiyoko Kaneko Ph.D.,
 Faculty of Pharmaceutical Sciences, Teikyo University

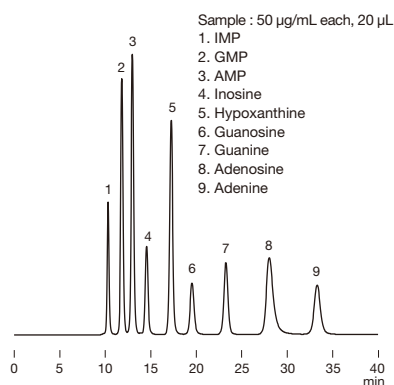
Low molecular weight water-soluble dietary fiber

By using the GS-220 HQ, monosaccharides, disaccharides, and sugar alcohols can elute after the indigestible component fraction (indicated by an arrow on the chromatogram). This separation makes the method preferable for the quantification of low molecular weight water-soluble dietary fiber.



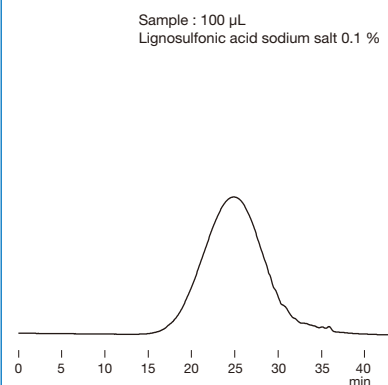
Column : Shodex Asahipak GS-220 HQ x 2
Eluent : H₂O
Flow rate : 0.5 mL/min
Detector : RI
Column temp. : 60 °C

“Umami”



Column : Shodex Asahipak GS-320 HQ
Eluent : 10 mM NaH₂PO₄ aq./10 mM Na₂HPO₄ aq. =1000/31
Flow rate : 1.0 mL/min
Detector : UV (260 nm)
Column temp. : 40 °C

Lignosulfonic acid



Column : Shodex Asahipak GS-520 HQ x 2
Eluent : 20 mM Na₂HPO₄ aq.
Flow rate : 0.6 mL/min
Detector : UV (254 nm)
Column temp. : 40 °C

Aqueous/Organic SEC Columns

Features

- GF-HQ**
 - Polymer-based SEC columns with high solvent durability
 - Works well with both aqueous and organic solvents

● Standard columns

Product Code	Product Name	Plate Number (TP/column)	Particle Size (μm)	Pore Size (Å)	Column Size (mm) I.D. x Length	Shipping Solvent
F7600000	Asahipak GF-210 HQ	≥ 19,000	5	180	7.5 x 300	H ₂ O
F7600001	Asahipak GF-310 HQ	≥ 19,000	5	400	7.5 x 300	H ₂ O/CH ₃ OH=70/30
F7600002	Asahipak GF-510 HQ	≥ 19,000	5	2,000	7.5 x 300	H ₂ O/CH ₃ OH=70/30
F7600003	(Asahipak GF-710 HQ)*	≥ 11,000	9	10,000	7.5 x 300	H ₂ O/CH ₃ OH=70/30
F7600004	Asahipak GF-7M HQ	≥ 13,000	9	10,000	7.5 x 300	H ₂ O/CH ₃ OH=70/30
F6710018	Asahipak GF-1G 7B	(guard column)	9	–	7.5 x 50	H ₂ O/CH ₃ OH=70/30
F7600100	(MSPak GF-310 4B)*	≥ 3,000	5	400	4.6 x 50	H ₂ O
F7600110	(MSPak GF-310 4D	≥ 10,000	5	400	4.6 x 150	H ₂ O
F7600024	(MSPak GF-310 4E)*	≥ 16,000	5	400	4.6 x 250	H ₂ O
F7600120	(MSPak GF-310 2D)*	≥ 5,500	5	400	2.0 x 150	H ₂ O

GF-7M HQ is a mixed-gel column capable of analyzing samples over a wide range of molecular weight.

Base Material: Polyvinyl alcohol
Usable pH range: pH 2 - 9

● Semi-micro columns [The following semi-micro columns are made to order.]

Product Code	Product Name	Particle Size (μm)	Pore Size (Å)	Column Size (mm) I.D. x Length
F7600200	(Asahipak GF-210 4D)*	5	180	4.6 x 150

Base Material: Polyvinyl alcohol

* columns marked with asterisk are available until end of 2021

● Preparative columns [Preparative columns are made to order.]

Product Code	Product Name	Plate Number (TP/column)	Particle Size (μm)	Column Size (mm) I.D. x Length	Standard Column
F6810030	Asahipak GS-310 20F	≥ 8,000	13	20.0 x 300	GF-310 HQ
F6810031	Asahipak GS-510 20F	≥ 8,000	13	20.0 x 300	GF-510 HQ
F6810038	Asahipak GS-310 20G	≥ 14,000	13	20.0 x 500	GF-310 HQ
F6810039	Asahipak GS-510 20G	≥ 14,000	13	20.0 x 500	GF-510 HQ
F6710020	Asahipak GS-10G 7B	(guard column)	20	7.5 x 50	(guard column)

Base Material: Polyvinyl alcohol

Target molecular weight range and exclusion limit

● Measured with pullulan (eluent: ultrapure water)

Product Name	Target Molecular Weight Range	Exclusion Limit
GF-210	300 – 4,000	9,000
GF-310	300 – 30,000	40,000
GF-510	5,000 – 200,000	300,000
GF-710	100,000 – *(10,000,000)	*(10,000,000)
GF-7M	300 – *(10,000,000)	*(10,000,000)

Please use the above table for reference purposes only when selecting columns.

*() Estimated value

● Measured with PEG/PEO (eluent: DMF)

Product Name	Target Molecular Weight Range
GF-210	100 – 2,000
GF-310	200 – 4,000
GF-510	2,000 – 200,000
GF-710	20,000 – *(10,000,000)
GF-7M	200 – *(10,000,000)

Please use the above table for reference purposes only when selecting columns.

PEG: polyethylene glycol
PEO: polyethylene oxide
*() Estimated value

Usable solvents

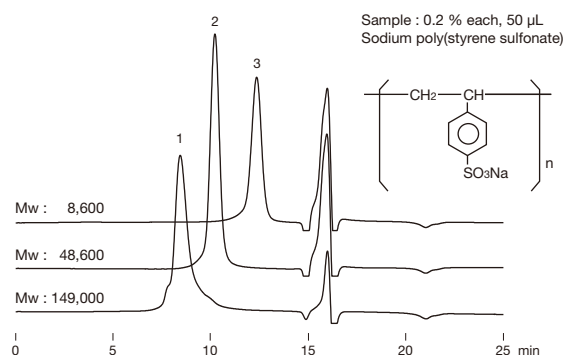
Solvent	GF-210	GF-310 GF-510 GF-710 GF-7M
Water (0 - 0.5 M salt concentration)	○	○
Methanol	○	○
Ethanol	○	○
Acetonitrile	*○	○
THF	○	○
DMF	○	○
Acetone	○	○
Chloroform	*○	○
Ethylacetate	*○	○
DMSO	○	(0 ~ 50 %) ○

*When replacing acetonitrile, ethyl acetate or chloroform with water, replace with methanol first and then replace with water.

*When replacing water with ethyl acetate or chloroform, replace with methanol first and then replace with the required eluent condition.

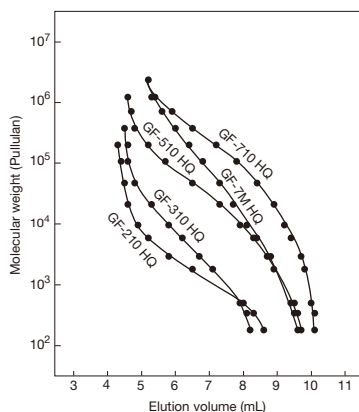
Sodium polystyrene sulfonates

Polymers having both hydrophobic and hydrophilic functional groups may exhibit hydrophobic interactions with packing materials. When analyzing such polymers, addition of organic solvents to the eluent can suppress the hydrophobic interaction.



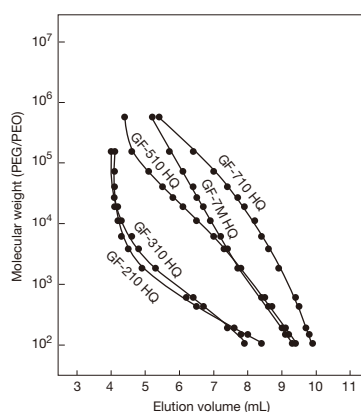
Column : Shodex Asahipak GF-510 HQ
 Eluent : 50 mM LiCl aq./CH₃CN=60/40
 Flow rate : 0.6 mL/min
 Detector : UV (254 nm)
 Column temp. : 30 °C

Calibration curves for GF-HQ series using pullulan (eluent: H₂O)



Column : Shodex Asahipak GF-HQ series
 Eluent : H₂O
 Flow rate : 0.6 mL/min
 Detector : RI
 Column temp. : 30 °C

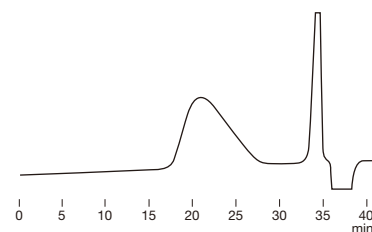
Calibration curves for GF-HQ series using PEG/PEO (eluent: DMF)



Column : Shodex Asahipak GF-HQ series
 Eluent : DMF
 Flow rate : 0.6 mL/min
 Detector : RI
 Column temp. : 40 °C

Polyacrylonitrile

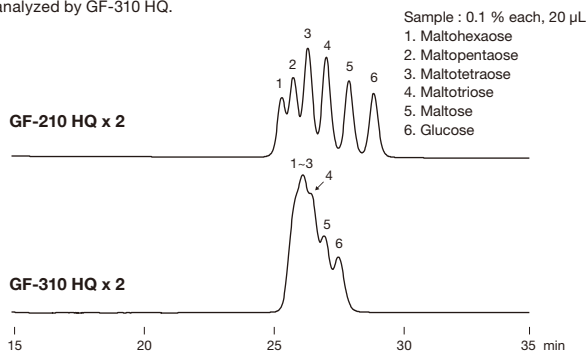
Sample : Polyacrylonitrile 0.1 %, 100 μL



Column : Shodex Asahipak GF-710 HQ x 2
 Eluent : 20 mM LiBr in DMF
 Flow rate : 0.6 mL/min
 Detector : RI
 Column temp. : 40 °C

Comparison of two GF column performances for the separation of maltooligosaccharides

GF-210 HQ demonstrates an improved separation of low molecular substances. The chromatograms below show that the peaks obtained by GF-210 HQ are separated with deeper notches compared to peaks obtained by GF-310 HQ. GF-210 HQ is capable of separating oligosaccharides (trisaccharides to hexasaccharides) while those oligosaccharides were eluted all together when analyzed by GF-310 HQ.

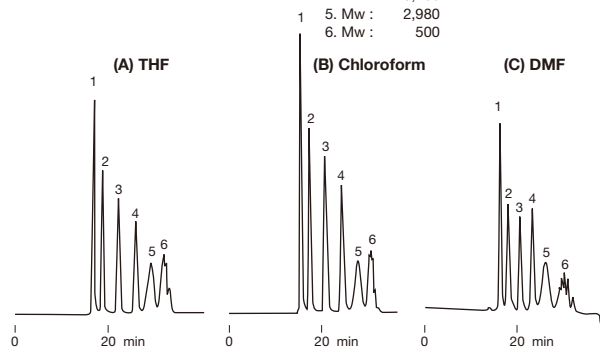


Sample : 0.1 % each, 20 μL
 1. Maltohexaose
 2. Maltopentaose
 3. Maltotetraose
 4. Maltotriose
 5. Maltose
 6. Glucose

Column : Shodex Asahipak GF-210 HQ x 2
 Shodex Asahipak GF-310 HQ x 2
 Eluent : H₂O
 Flow rate : 0.6 mL/min
 Detector : RI
 Column temp. : 50 °C

Comparison of polystyrene separation under three different solvent conditions

Sample : Polystyrene 1 mg/mL each, 50 μL
 1. Mw : 1,090,000
 2. Mw : 190,000
 3. Mw : 37,900
 4. Mw : 9,100
 5. Mw : 2,980
 6. Mw : 500



Column : Shodex Asahipak GF-510 HQ + GF-310 HQ
 Eluent : (A); THF, (B); Chloroform, (C); DMF
 Flow rate : 0.5 mL/min
 Detector : (A),(B); UV (254 nm), (C); UV (270 nm)
 Column temp. : 30 °C

Organic SEC (GPC) Columns (General Analysis): THF

Features

- KF-800**
- Standard organic solvent SEC (GPC) column
 - Supports a wide range of applications from low to high molecular weight compounds
 - Fulfills USP L21 requirements

● Standard columns

[**KF-800 series**] Shipping Solvent: Tetrahydrofuran (THF)

Bestseller

Product Code	Product Name	Plate Number (TP/column)	Particle Size (µm)	Pore Size (Å)	Column Size (mm) I.D. x Length
F6028010	GPC KF-801	≥ 18,000	6	50	8.0 x 300
F6028020	GPC KF-802	≥ 18,000	6	150	8.0 x 300
F6028025	GPC KF-802.5	≥ 18,000	6	300	8.0 x 300
F6028030	GPC KF-803	≥ 18,000	6	500	8.0 x 300
F6027030	GPC KF-803L	≥ 18,000	6	500	8.0 x 300
F6028040	GPC KF-804	≥ 18,000	7	1,500	8.0 x 300
F6027040	GPC KF-804L	≥ 18,000	7	1,500	8.0 x 300
F6028050	GPC KF-805	≥ 11,000	10	5,000	8.0 x 300
F6027050	GPC KF-805L	≥ 11,000	10	5,000	8.0 x 300
F6028060	(GPC KF-806)*	≥ 11,000	10	10,000	8.0 x 300
F6028090	GPC KF-806M	≥ 13,000	10	10,000	8.0 x 300
F6027060	GPC KF-806L	≥ 11,000	10	10,000	8.0 x 300
F6028070	(GPC KF-807)*	≥ 6,000	18	20,000	8.0 x 300
F6027070	GPC KF-807L	≥ 6,000	18	20,000	8.0 x 300
F6700300	GPC KF-G 4A	(guard column)	8	–	4.6 x 10
F6709350	GPC KF-800D	(solvent-peak separation column)	10	–	8.0 x 100

The columns with 'L' or 'M' at the end of column names are mixed-gel column capable of analyzing samples over a wide range of molecular weight distribution. See page 54 for details of the solvent-peak separation columns. See page 68 for applicability of SEC (GPC) columns to solvent replacement.

Base Material: Styrene divinylbenzene copolymer

* columns marked with asterisk are available until end of 2021

● Preparative columns [Preparative columns are made to order.]

Product Code	Product Name	Plate Number (TP/column)	Particle Size (µm)	Column Size (mm) I.D. x Length	Standard Column
F6102401	GPC KF-2001	≥ 18,000	6	20.0 x 300	KF-801
F6102402	GPC KF-2002	≥ 18,000	6	20.0 x 300	KF-802
F6102425	GPC KF-2002.5	≥ 18,000	6	20.0 x 300	KF-802.5
F6102403	GPC KF-2003	≥ 18,000	6	20.0 x 300	KF-803
F6102404	GPC KF-2004	≥ 14,000	7	20.0 x 300	KF-804
F6102405	GPC KF-2005	≥ 10,000	10	20.0 x 300	KF-805
F6102406	GPC KF-2006	≥ 10,000	10	20.0 x 300	KF-806
F6102409	GPC KF-2006M	≥ 10,000	10	20.0 x 300	KF-806M
F6700406	GPC KF-G 8B	(guard column)	15	8.0 x 50	(guard column)

See page 67 for other preparative columns.

Base Material: Styrene divinylbenzene copolymer

Target molecular weight range and exclusion limit

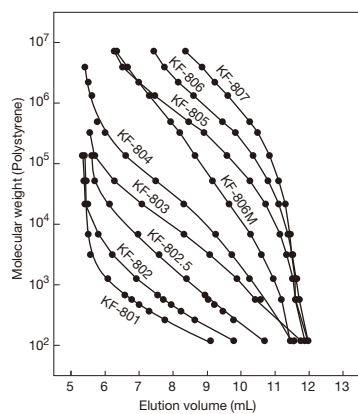
● Measured with polystyrene (eluent: THF)

Product Name	Target Molecular Weight Range	Exclusion Limit	Product Name	Target Molecular Weight Range	Exclusion Limit
KF-801	100 – 700	1,500	KF-805	50,000 – 2,000,000	4,000,000
KF-802	300 – 3,000	5,000	KF-805L	300 – 2,000,000	4,000,000
KF-802.5	300 – 8,000	20,000	KF-806	150,000 – *(20,000,000)	*(20,000,000)
KF-803	1,000 – 50,000	70,000	KF-806M	1,000 – *(20,000,000)	*(20,000,000)
KF-803L	100 – 50,000	70,000	KF-806L	300 – *(20,000,000)	*(20,000,000)
KF-804	7,000 – 300,000	400,000	KF-807	300,000 – *(200,000,000)	*(200,000,000)
KF-804L	100 – 300,000	400,000	KF-807L	7,000 – *(200,000,000)	*(200,000,000)

Please use the above tables for reference purposes only when selecting columns.

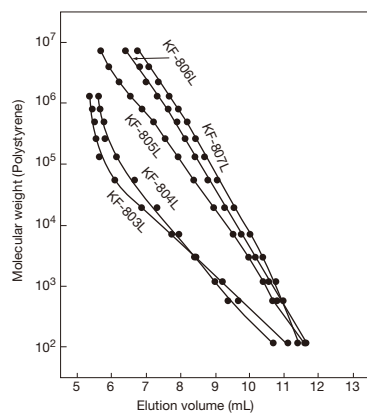
*() Estimated value

Calibration curves for KF-800 series using polystyrene



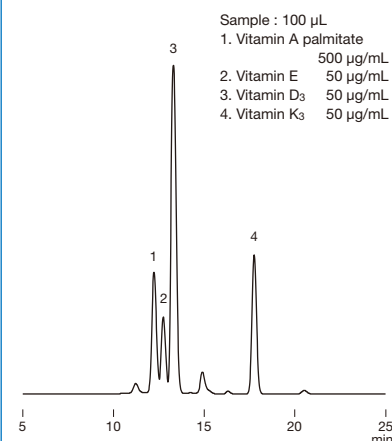
Column : Shodex GPC KF-800 series
 Eluent : THF
 Flow rate : 1.0 mL/min
 Detector : RI
 Column temp. : 40 °C

Calibration curves for KF-800L series using polystyrene (linear type)



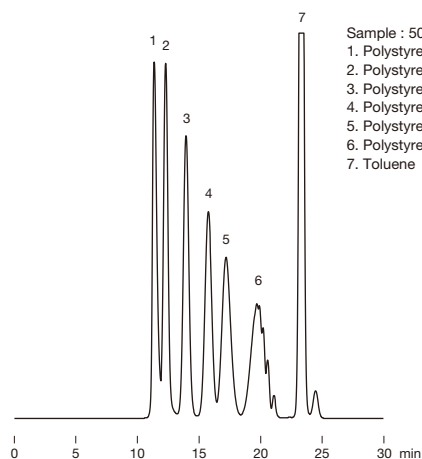
Column : Shodex GPC KF-800L series
 Eluent : THF
 Flow rate : 1.0 mL/min
 Detector : RI
 Column temp. : 40 °C

Fat-soluble vitamins

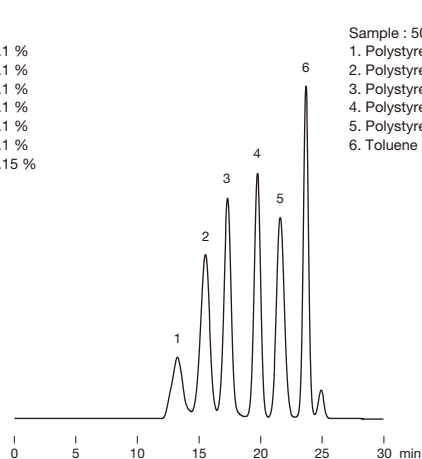


Column : Shodex GPC KF-801 x 2
 Eluent : THF
 Flow rate : 1.0 mL/min
 Detector : UV (280 nm)
 Column temp. : 40 °C

Polystyrene standards



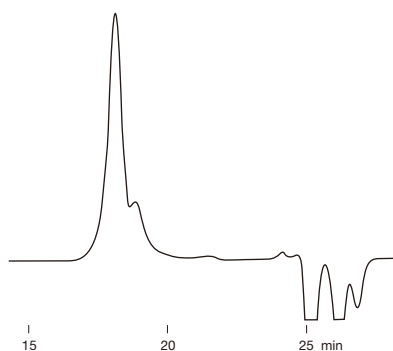
Column : Shodex GPC KF-803L x 2
 Eluent : THF
 Flow rate : 1.0 mL/min
 Detector : UV (254 nm)
 Column temp. : 40 °C



Column : Shodex GPC KF-807L x 2
 Eluent : THF
 Flow rate : 1.0 mL/min
 Detector : UV (254 nm)
 Column temp. : 40 °C

Styrene isoprene ABA block copolymer

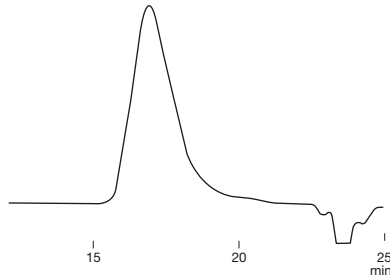
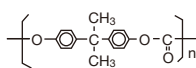
Sample : Styrene isoprene ABA block copolymer



Column : Shodex GPC KF-806M x 2
 Eluent : THF
 Flow rate : 1.0 mL/min
 Detector : RI
 Column temp. : 30 °C

Polycarbonate resin

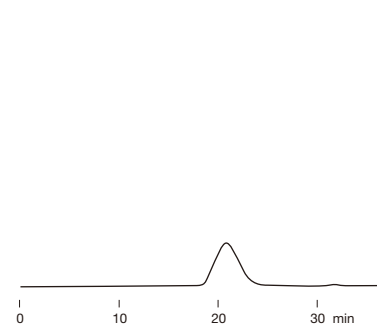
Sample : Polycarbonate resin 0.1 %, 100 µL



Column : Shodex GPC KF-806L x 2
 Eluent : THF
 Flow rate : 1.0 mL/min
 Detector : RI
 Column temp. : 40 °C

Raw rubber

Sample : Rubber 0.1 %, 300 µL



Column : Shodex GPC KF-806M x 2
 + KF-802
 Eluent : Toluene
 Flow rate : 1.0 mL/min
 Detector : RI
 Column temp. : Room temp.

Organic SEC (GPC) Columns (General Analysis): Chloroform

Features

- K-800***
- Standard organic solvent SEC (GPC) column
 - Supports a wide range of applications from low to high molecular weight compounds
 - Fulfills USP L21 requirements

K-800 column series available until end of 2021 -> switch to KF-800 series and exchange solvent

● Standard columns

[K-800 series] Shipping Solvent: Chloroform

Product Code	Product Name	Plate Number (TP/column)	Particle Size (µm)	Pore Size (Å)	Column Size (mm) I.D. x Length
F6028110	GPC K-801*	≥ 18,000	6	50	8.0 x 300
F6028120	GPC K-802*	≥ 18,000	6	150	8.0 x 300
F6028125	GPC K-802.5*	≥ 18,000	6	300	8.0 x 300
F6028130	GPC K-803*	≥ 18,000	6	500	8.0 x 300
F6028194	GPC K-803L*	≥ 18,000	6	500	8.0 x 300
F6028140	GPC K-804*	≥ 18,000	7	1,500	8.0 x 300
F6028195	GPC K-804L*	≥ 18,000	7	1,500	8.0 x 300
F6028150	GPC K-805*	≥ 11,000	10	5,000	8.0 x 300
F6028196	GPC K-805L*	≥ 11,000	10	5,000	8.0 x 300
F6028160	GPC K-806*	≥ 11,000	10	10,000	8.0 x 300
F6028190	GPC K-806M*	≥ 13,000	10	10,000	8.0 x 300
F6028197	GPC K-806L*	≥ 11,000	10	10,000	8.0 x 300
F6028198	GPC K-807L*	≥ 6,000	18	20,000	8.0 x 300
F6700401	GPC K-G 4A*	(guard column)	8	-	4.6 x 10
F6709450	GPC K-800D*	(solvent-peak separation column)	10	-	8.0 x 100

The columns with 'L' or 'M' at the end of column names are mixed-gel column capable of analyzing samples over a wide range of molecular weight distribution. See page 54 for details of the solvent-peak separation columns. See page 68 for applicability of SEC (GPC) columns to solvent replacement.

Base Material: Styrene divinylbenzene copolymer

K-800 column series available until end of 2021 -> switch to KF-800 series and exchange solvent

● Preparative columns [Preparative columns are made to order.]

Product Code	Product Name	Plate Number (TP/column)	Particle Size (µm)	Column Size (mm) I.D. x Length	Standard Column
F6102301	GPC K-2001	≥ 18,000	6	20.0 x 300	K-801
F6102312	GPC K-2002	≥ 18,000	6	20.0 x 300	K-802
F6102315	GPC K-2002.5	≥ 18,000	6	20.0 x 300	K-802.5
F6102303	GPC K-2003	≥ 18,000	6	20.0 x 300	K-803
F6102304	GPC K-2004	≥ 14,000	7	20.0 x 300	K-804
F6102305	GPC K-2005	≥ 10,000	10	20.0 x 300	K-805
F6102306	GPC K-2006	≥ 10,000	10	20.0 x 300	K-806
F6102309	GPC K-2006M	≥ 10,000	10	20.0 x 300	K-806M
F6700407	GPC K-G 8B	(guard column)	15	8.0 x 50	(guard column)

See page 66 and 67 for other preparative columns in chloroform.

Base Material: Styrene divinylbenzene copolymer

* columns marked with asterisk are available until end of 2021

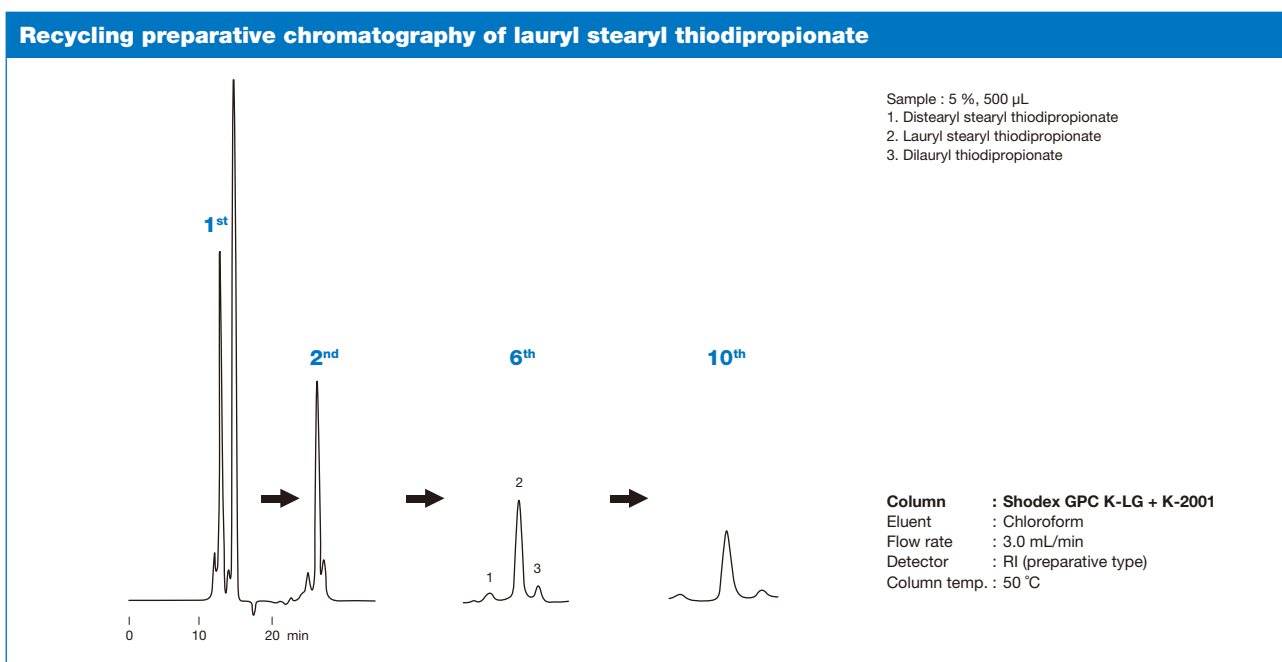
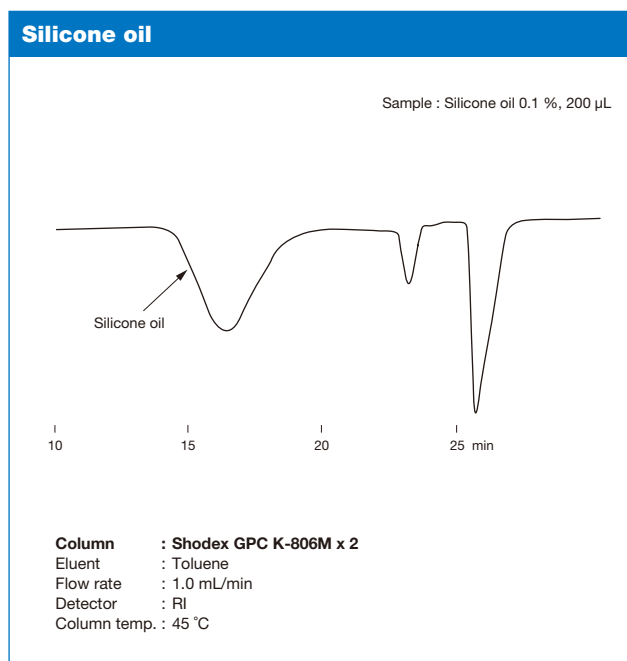
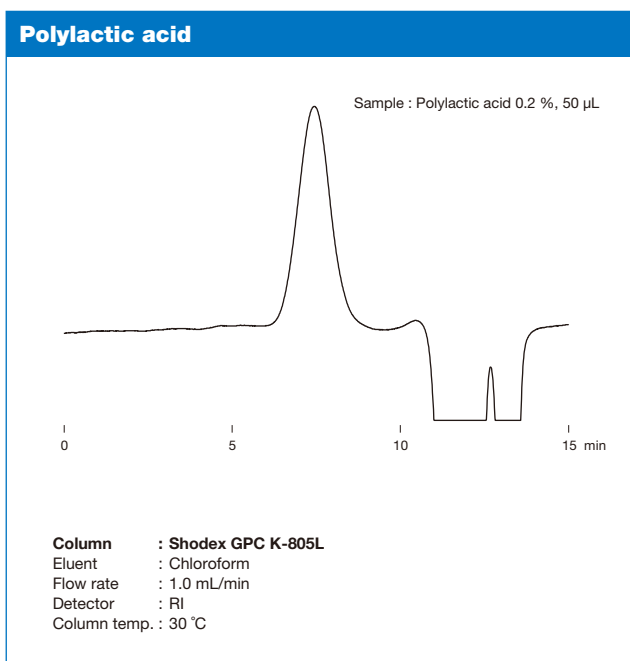
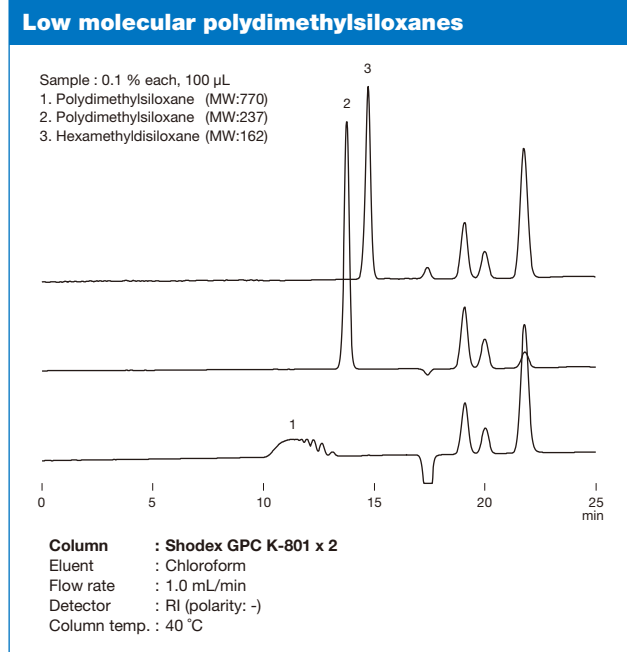
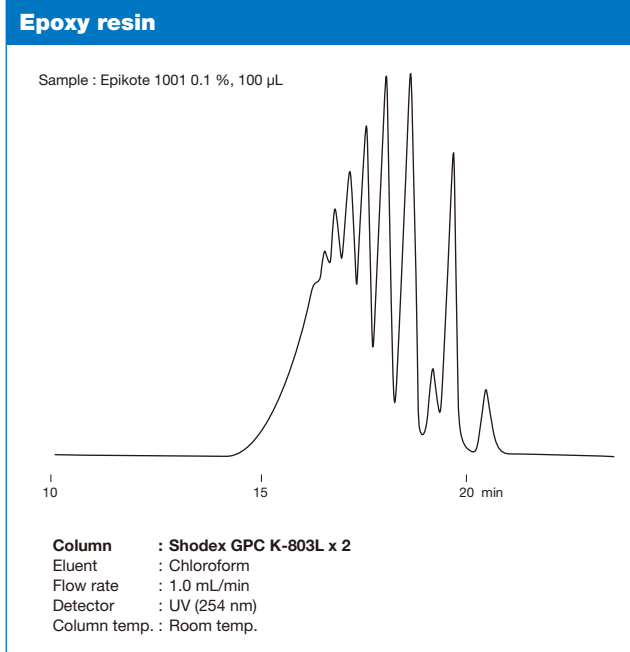
Target molecular weight range and exclusion limit

● Measured with polystyrene (eluent: Chloroform)

Product Name	Target Molecular Weight Range	Exclusion Limit	Product Name	Target Molecular Weight Range	Exclusion Limit
K-801	100 – 700	1,500	K-805	50,000 – 2,000,000	4,000,000
K-802	300 – 3,000	5,000	K-805L	300 – 2,000,000	4,000,000
K-802.5	300 – 8,000	20,000	K-806	150,000 – *(20,000,000)	*(20,000,000)
K-803	1,000 – 50,000	70,000	K-806M	1,000 – *(20,000,000)	*(20,000,000)
K-803L	100 – 50,000	70,000	K-806L	300 – *(20,000,000)	*(20,000,000)
K-804	7,000 – 300,000	400,000	K-807L	7,000 – *(200,000,000)	*(200,000,000)
K-804L	100 – 300,000	400,000			

Please use the above tables for reference purposes only when selecting columns.

*() Estimated value



Organic SEC (GPC) Columns (General Analysis): DMF

Features

- KD-800**
- Standard organic solvent SEC (GPC) column
 - Supports a wide range of applications from low to high molecular weight compounds
 - Fulfills USP L21 requirements

● Standard columns

[KD-800 series] Shipping Solvent: Dimethylformamide (DMF)

Product Code	Product Name	Plate Number (TP/column)	Particle Size (µm)	Pore Size (Å)	Column Size (mm) I.D. x Length
F6028210	GPC KD-801	≥ 17,000	6	50	8.0 x 300
F6028220	GPC KD-802	≥ 17,000	6	150	8.0 x 300
F6028225	GPC KD-802.5	≥ 17,000	6	300	8.0 x 300
F6028230	GPC KD-803	≥ 17,000	6	500	8.0 x 300
F6028240	GPC KD-804	≥ 17,000	7	1,500	8.0 x 300
F6028250	GPC KD-805	≥ 11,000	10	5,000	8.0 x 300
F6028260	GPC KD-806	≥ 11,000	10	10,000	8.0 x 300
F6028290	GPC KD-806M	≥ 13,000	10	10,000	8.0 x 300
F6028270	GPC KD-807	≥ 6,000	18	20,000	8.0 x 300
F6700411	GPC KD-G 4A	(guard column)	8	–	4.6 x 10

KD-806M is mixed-gel column capable of analyzing samples over a wide range of molecular weight distribution.
See page 68 for applicability of SEC (GPC) columns to solvent replacement.

Base Material: Styrene divinylbenzene copolymer

Target molecular weight range and exclusion limit

● Measured with PEG/PEO (eluent: DMF)

Product Name	Target Molecular Weight Range	Exclusion Limit	Product Name	Target Molecular Weight Range	Exclusion Limit
KD-801	100 – 1,500	2,500	KD-805	30,000 – *(4,000,000)	*(4,000,000)
KD-802	200 – 4,000	7,000	KD-806	30,000 – *(40,000,000)	*(40,000,000)
KD-802.5	400 – 10,000	20,000	KD-806M	1,000 – *(40,000,000)	*(40,000,000)
KD-803	1,000 – 50,000	70,000	KD-807	50,000 – *(200,000,000)	*(200,000,000)
KD-804	4,000 – 200,000	200,000			

Please use the above tables for reference purposes only when selecting columns.

PEG: polyethylene glycol
PEO: polyethylene oxide
(*) Estimated value

Solvent-peak Separation Columns for Organic SEC (GPC)

Features

- KF-800D**
- Use this column in combination with a linear column
- (K-800D)***
- Accurate molecular weight distribution of polymers and oligomers are achieved by shifting the elutions of monomers, polymer additives, and solvent-peak in the lower molecular region

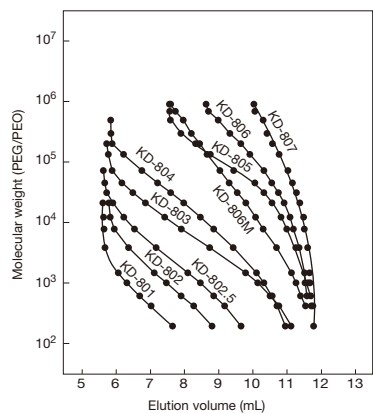
● Solvent-peak separation columns

Product Code	Product Name	Column Combination	Particle Size (µm)	Column Size (mm) I.D. x Length	Shipping Solvent
F6709350	GPC KF-800D	KF-805L, 806L, 806M, 807L	10	8.0 x 100	THF
F6709450	(GPC K-800D)*	K-805L, 806L, 806M, 807L	10	8.0 x 100	Chloroform

Base Material: Styrene divinylbenzene copolymer

* columns marked with asterisk are available until end of 2021

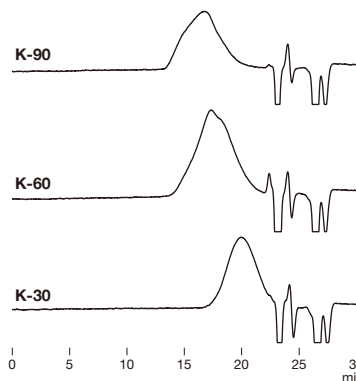
Calibration curves for KD-800 series using PEG/PEO



Column : Shodex GPC KD-800 series
Eluent : DMF
Flow rate : 1.0 mL/min
Detector : RI
Column temp. : 40 °C

Polyvinylpyrrolidones


Sample : Polyvinylpyrrolidone 0.1 % each, 100 μ L



Column : Shodex GPC KD-806M x 2
Eluent : 10 mM LiBr in DMF
Flow rate : 1.0 mL/min
Detector : RI
Column temp. : 50 °C

Melamine formaldehyde resin

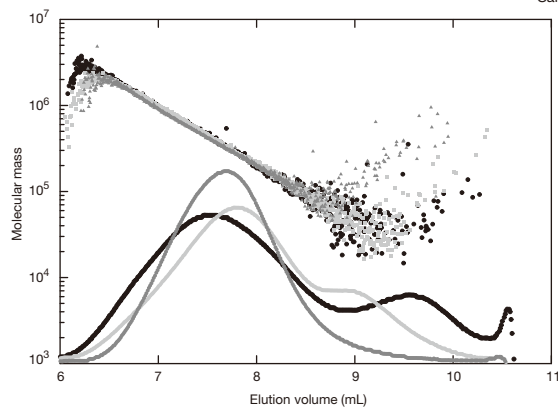
Sample : 30 μ L
 Melamine-formaldehyde resin 1 %



Column : Shodex GPC KD-802 x 2
Eluent : 10 mM LiBr in DMF
Flow rate : 1.0 mL/min
Detector : RI
Column temp. : 50 °C

Celluloses

Sample : Cellulose ca. 0.05 % each, 100 μ L



Cellulose is difficult to dissolve and repeated solvent replacement is required to prepare the cellulose solution. The time required to completely dissolve cellulose depends on the solvent type, crystallinity and molecular weight of the cellulose. This can be 1 to 60 days.

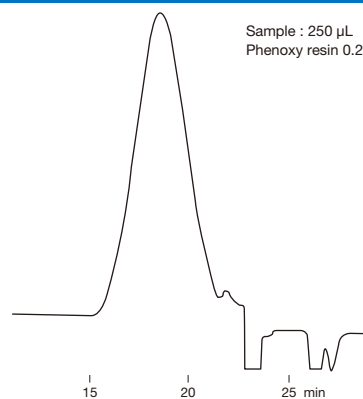
Column : Shodex GPC KD-806M
Eluent : 1 % LiCl in DMI*
Flow rate : 0.5 mL/min
Detector : RI, MALS (Multi angle light scattering)
Column temp. : 60 °C

*DMI 1,3-dimethyl-2-imidazolidinone

Data provided by Dr. Masahiko Yanagisawa,
 Isogai group, Graduate School of Agricultural and
 Life Sciences, The University of Tokyo

Phenoxy resin

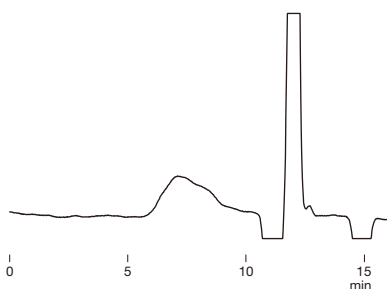
Sample : 250 μ L
 Phenoxy resin 0.2 %



Column : Shodex GPC KD-806M x 2
Eluent : 10 mM LiBr in DMF
Flow rate : 1.0 mL/min
Detector : RI
Column temp. : 50 °C

Potato starch

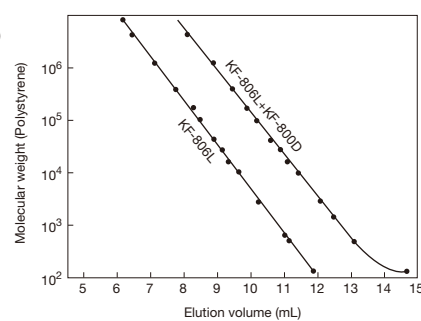
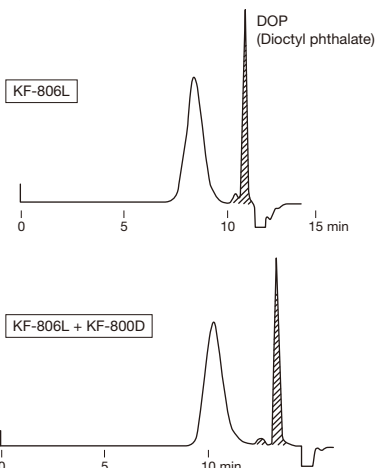
Sample : 100 μ L
 Potato starch in DMSO 0.1 %
 (dissolved at 80 °C)



Column : Shodex GPC KD-806M
Eluent : 10 mM LiBr in DMSO/DMF=75/25
Flow rate : 1.0 mL/min
Detector : RI
Column temp. : 50 °C

Effects of solvent-peak separation column

Sample : Poly(vinyl chloride)



Column : Shodex GPC KF-806L
 Shodex GPC KF-806L + KF-800D
Eluent : THF
Flow rate : 1.0 mL/min
Detector : RI

Organic SEC (GPC) Columns: Rapid Analysis, High Performance Analysis

Features

- (KF-600)***
- Achieves approximately half the analysis time compared with standard columns
 - The amount of solvent used is reduced to about a third
 - Improved applicability of solvent replacement
 - Fulfills USP L21 requirements

- KF-400HQ**
- About 1.5 times better separation performance than standard columns, obtains higher resolution
 - About 4 times better sensitivity than that of standard columns, supports high sensitivity analysis
 - The amount of solvent used is reduced to about a third
 - Improved applicability of solvent replacement
 - Fulfills USP L21 requirements

● Rapid analysis downsized columns

[KF-600 series] Shipping Solvent: Tetrahydrofuran (THF)

© KF-600 series is recommended to be used with semi-micro type devices.

Product Code	Product Name	Plate Number (TP/column)	Particle Size (μm)	Pore Size (Å)	Column Size (mm) I.D. x Length
F6028091	(GPC KF-601)*	≥ 17,000	3	50	6.0 x 150
F6028092	(GPC KF-602)*	≥ 17,000	3	150	6.0 x 150
F6028093	(GPC KF-602.5)*	≥ 17,000	3	300	6.0 x 150
F6028094	(GPC KF-603)*	≥ 17,000	3	500	6.0 x 150
F6028095	(GPC KF-604)*	≥ 16,000	3	1,500	6.0 x 150
F6028096	(GPC KF-605)*	≥ 7,000	10	5,000	6.0 x 150
F6028097	(GPC KF-606)*	≥ 7,000	10	10,000	6.0 x 150
F6028098	(GPC KF-606M)*	≥ 8,000	10	10,000	6.0 x 150
F6700300	(GPC KF-G 4A)*	(guard column)	8	–	4.6 x 10

● High performance semi-micro columns

[KF-400HQ series] Shipping Solvent: Tetrahydrofuran (THF)

© KF-400HQ series is recommended to be used with semi-micro type devices.

Product Code	Product Name	Plate Number (TP/column)	Particle Size (μm)	Pore Size (Å)	Column Size (mm) I.D. x Length
F6028111	GPC KF-401HQ	≥ 25,000	3	50	4.6 x 250
F6028112	GPC KF-402HQ	≥ 25,000	3	150	4.6 x 250
F6028114	GPC KF-402.5HQ	≥ 25,000	3	300	4.6 x 250
F6028116	GPC KF-403HQ	≥ 25,000	3	500	4.6 x 250
F6028118	(GPC KF-404HQ)*	≥ 25,000	3	1,500	4.6 x 250
F6028119	(GPC KF-405LHQ)*	≥ 10,000	10	5,000	4.6 x 250
F6028122	(GPC KF-406LHQ)*	≥ 10,000	10	10,000	4.6 x 250
F6700300	GPC KF-G 4A	(guard column)	8	–	4.6 x 10

[KF-600 series and KF-400HQ series]

The columns with 'L' or 'M' at the end of column names are mixed-gel column capable of analyzing samples over a wide range of molecular weight distribution. See page 68 for applicability of SEC (GPC) columns to solvent replacement.

[KF-600 series and KF-400HQ series]

Base Material: Styrene divinylbenzene copolymer

* columns marked with asterisk are available until end of 2021

Target molecular weight range and exclusion limit

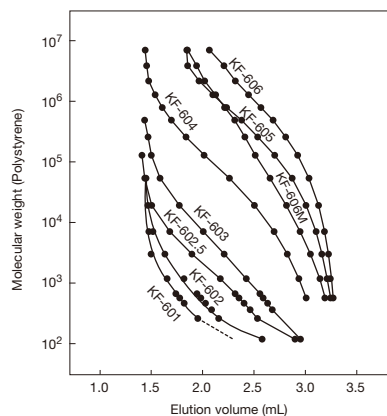
● Measured with polystyrene (eluent: THF)

Product Name	Target Molecular Weight Range	Exclusion Limit	Product Name	Target Molecular Weight Range	Exclusion Limit
KF-601	100 – 700	1,500	KF-401HQ	100 – 700	1,500
KF-602	200 – 1,500	4,000	KF-402HQ	200 – 1,500	4,000
KF-602.5	300 – 10,000	20,000	KF-402.5HQ	300 – 10,000	20,000
KF-603	600 – 50,000	70,000	KF-403HQ	600 – 50,000	70,000
KF-604	7,000 – 500,000	1,000,000	KF-404HQ	7,000 – 500,000	1,000,000
KF-605	50,000 – 2,000,000	4,000,000	KF-405LHQ	300 – 2,000,000	4,000,000
KF-606	150,000 – *(20,000,000)	*(20,000,000)	KF-406LHQ	300 – *(20,000,000)	*(20,000,000)
KF-606M	1,000 – *(20,000,000)	*(20,000,000)			

Please use the above tables for reference purposes only when selecting columns.

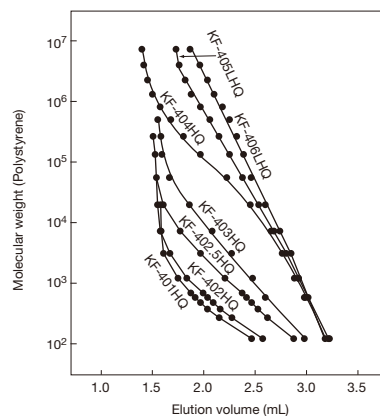
*() Estimated value

Calibration curves for KF-600 series using polystyrene



Column : Shodex GPC KF-600 series
 Eluent : THF
 Flow rate : 0.5 mL/min
 Detector : RI (small cell volume)
 Column temp. : 40 °C

Calibration curves for KF-400HQ series using polystyrene



Column : Shodex GPC KF-400HQ series
 Eluent : THF
 Flow rate : 0.3 mL/min
 Detector : RI (small cell volume)
 Column temp. : 40 °C

Comparison of standard, rapid analysis, and high performance type columns

Standard type

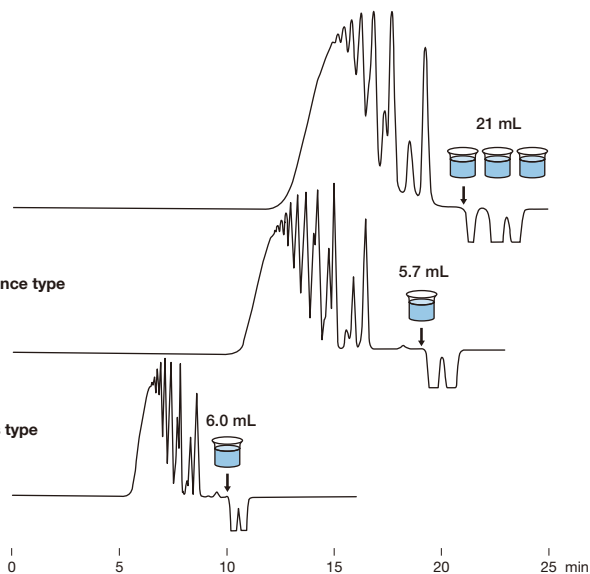
KF-802.5 x 2
 50 μ L injection

High performance type

KF-402.5HQ x 2
 10 μ L injection

Rapid analysis type

KF-602.5 x 2
 10 μ L injection



Sample : EPON1001 0.2 %

KF-602.5 provides rapid analysis by reducing the analysis time less than half of the analysis time of KF-802.5. Having 1.5 times more theoretical plate number than standard column, KF-402.5HQ provides improved resolution especially for the separation of small to medium molecular weight substances. Rapid analysis and high performance type columns use less than one third of solvent per analysis compared to standard type columns do.

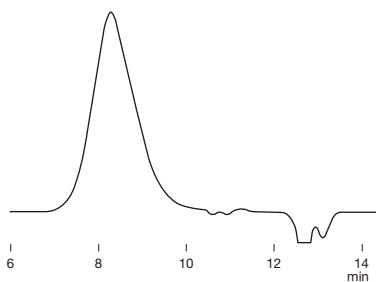
Column : Shodex GPC KF-802.5 x 2
 Shodex GPC KF-402.5HQ x 2
 Shodex GPC KF-602.5 x 2

Eluent : THF
 Flow rate : 1.0 mL/min (KF-802.5)
 0.3 mL/min (KF-402.5HQ)
 0.6 mL/min (KF-602.5)

Detector : RI (conventional type) (KF-802.5)
 RI (small cell volume) (KF-402.5HQ, KF-602.5)
 Column temp. : 40 °C

Styrene acrylonitrile copolymer

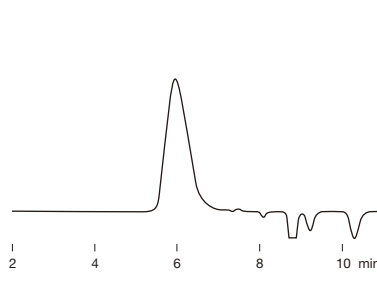
Sample : Styrene-Acrylonitrile (30:70) copolymer



Column : Shodex GPC KF-606M x 2
 Eluent : 10 mM LiBr in DMF
 Flow rate : 0.5 mL/min
 Detector : RI (small cell volume)
 Column temp. : 40 °C

Liquid paraffin

Sample : Liquid paraffin 1 %, 5 μ L

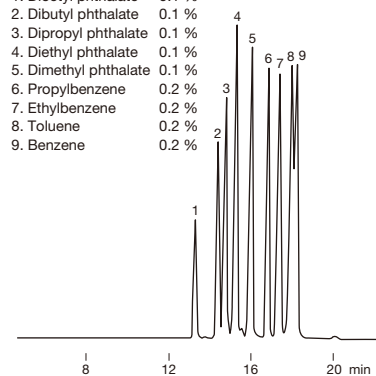


Column : Shodex GPC KF-401HQ
 Eluent : Chloroform
 Flow rate : 0.3 mL/min
 Detector : RI (small cell volume)
 Column temp. : 40 °C

Phthalates

Sample : 10 μ L

1. Dioctyl phthalate 0.1 %
 2. Dibutyl phthalate 0.1 %
 3. Dipropyl phthalate 0.1 %
 4. Diethyl phthalate 0.1 %
 5. Dimethyl phthalate 0.1 %
 6. Propylbenzene 0.2 %
 7. Ethylbenzene 0.2 %
 8. Toluene 0.2 %
 9. Benzene 0.2 %



Column : Shodex GPC KF-401HQ x 2
 Eluent : THF
 Flow rate : 0.3 mL/min
 Detector : UV (254 nm) (small cell volume)
 Column temp. : 40 °C

Organic SEC (GPC) Columns: Ultra-Rapid Analysis

Features

- HK-400**
- Newly developed styrene divinylbenzene copolymer monodisperse particles
 - Analysis time is reduced to about a sixth of conventional column's analysis time
 - Low column pressure even under high flow rate does not require a UHPLC system
 - The amount of solvent used is reduced to about a sixth
 - HK-402, HK-403, HK-406 newly added to the series
 - HK-HFIP404L is filled with HFIP
 - Fulfills USP L21 requirements

● Ultra-Rapid analysis semi-micro columns

Shipping Solvent: Tetrahydrofuran (THF)

© HK-400 series is recommended to be used with semi-micro type devices.

Product Code	Product Name	Plate Number (TP/column)	Particle Size (μm)	Pore Size (Å)	Column Size (mm) I.D. x Length
F6025010	GPC HK-401	≥ 9,000	3	50	4.6 x 150
F6025020	New GPC HK-402	≥ 12,000	3	300	4.6 x 150
F6025030	New GPC HK-403	≥ 9,000	3.5	550	4.6 x 150
F6026040	GPC HK-404L	≥ 9,000	3.5	2,000	4.6 x 150
F6025050	GPC HK-405	≥ 7,000	3	5,000	4.6 x 150
F6025060	New GPC HK-406	≥ 5,000	6.5	10,000	4.6 x 150

HK-404L is mixed-gel column capable of analyzing samples over a wide range of molecular weight distribution.

Base Material: Styrene divinylbenzene copolymer

Shipping Solvent: hexafluoroisopropanol (HFIP)

© HK-HFIP404L is recommended to be used with semi-micro type devices.

Product Code	Product Name	Plate Number (TP/column)	Particle Size (μm)	Pore Size (Å)	Column Size (mm) I.D. x Length
F6026140	(GPC HK-HFIP404L)*	≥ 9,000	3.5	800	4.6 x 150

HK-HFIP404L is mixed-gel column capable of analyzing samples over a wide range of molecular weight distribution.

Base Material: Styrene divinylbenzene copolymer


See page 64 for details of other columns filled with HFIP.

* columns marked with asterisk are available until end of 2021

● Guard filter for HK series

Product Code	Product Name	Contents
F6700200	GPC HK-G	One holder and one filter
F6700100	GPC HK-G filter	3 filters

Removes insoluble components in the sample



Allows direct attachment to the analytical column

Target molecular weight range and exclusion limit

● Measured with polystyrene (eluent: THF)

Product Name	Target Molecular Weight Range	Exclusion Limit
HK-401	100 – 1,500	2,000
HK-402	200 – 10,000	20,000
HK-403	2,000 – 70,000	100,000
HK-404L	100 – 1,000,000	1,000,000
HK-405	10,000 – 2,500,000	4,000,000
HK-406	30,000 – 8,000,000	10,000,000

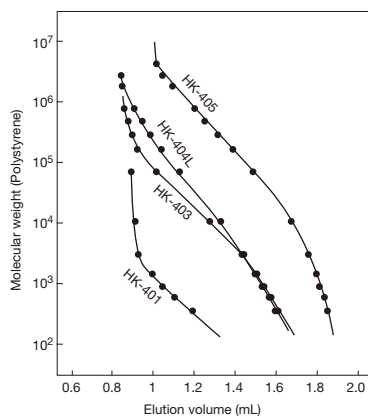
● Measured with PMMA (eluent: HFIP)

Product Name	Target Molecular Weight Range	Exclusion Limit
HK-HFIP404L	5,000 – 200,000	200,000

Please use the above table for reference purposes only when selecting columns.

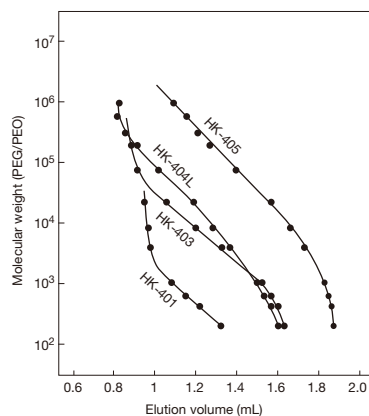
PMMA: Polymethylmethacrylate

Calibration curves for HK-400 series using polystyrene (eluent : THF)



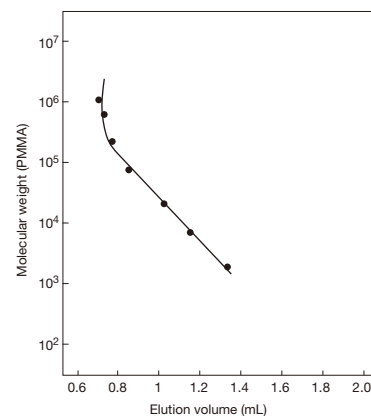
Column : Shodex GPC HK-400 series
 Eluent : THF
 Flow rate : 1.0 mL/min
 Detector : RI (small cell volume)
 Column temp. : 40 °C

Calibration curves for HK-400 series using PEG/PEO (eluent : DMF)



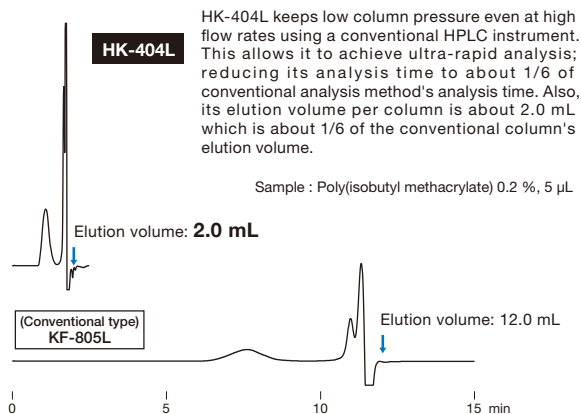
Column : Shodex GPC HK-400 series
 Eluent : DMF
 Flow rate : 1.0 mL/min
 Detector : RI (small cell volume)
 Column temp. : 40 °C

Calibration curve for HK-HFIP404L using PMMA (eluent : HFIP)



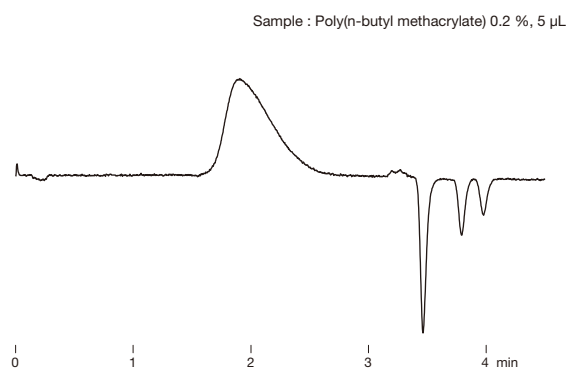
Column : Shodex GPC HK-HFIP404L
 Eluent : 5 mM CF₃COONa in HFIP
 Flow rate : 0.3 mL/min
 Detector : RI (small cell volume)
 Column temp. : 40 °C

Comparison of HK-404L and conventional column (KF-805L)



Column : Shodex GPC HK-404L, KF-805L
 Eluent : THF
 Flow rate : 1.0 mL/min
 Detector : RI (small cell volume)
 Column temp. : 40 °C

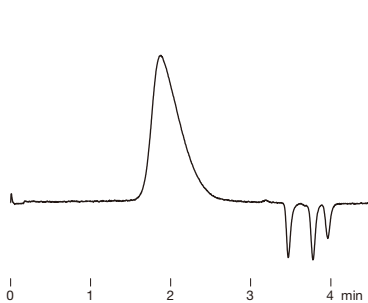
Poly(butyl methacrylate)



Column : Shodex GPC HK-404L x 2
 Eluent : THF
 Flow rate : 1.0 mL/min
 Detector : RI (small cell volume)
 Column temp. : 40 °C

Styrene butyl methacrylate copolymer

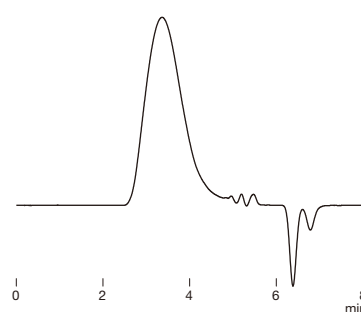
Sample : Styrene butyl methacrylate copolymer 0.2 %, 5 µL



Column : Shodex GPC HK-404L x 2
 Eluent : THF
 Flow rate : 1.0 mL/min
 Detector : RI (small cell volume)
 Column temp. : 40 °C

Polyamide (Nylon 6/9)

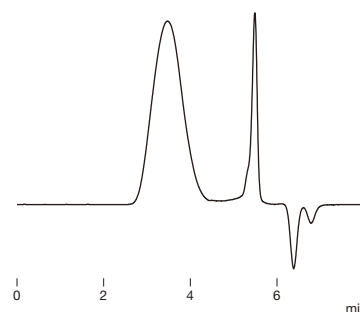
Sample : Nylon 6/9 0.23 %, 5 µL



Column : Shodex GPC HK-HFIP404L
 Eluent : 5 mM CF₃COONa in HFIP
 Flow rate : 0.3 mL/min
 Detector : RI (small cell volume)
 Column temp. : 40 °C

Polyamide (Nylon 11)

Sample : Nylon 11 0.25 %, 5 µL



Column : Shodex GPC HK-HFIP404L
 Eluent : 5 mM CF₃COONa in HFIP
 Flow rate : 0.3 mL/min
 Detector : RI (small cell volume)
 Column temp. : 40 °C

Organic SEC (GPC) Columns: Linear Calibration Type

Features

- LF**
- Packed with unique multi-pore gels with a wide pore-size distribution
 - Highly linear calibration curve without inflection points
 - Achieves highly precise molecular weight distribution determination
 - Enables analysis over a broad range of molecular weights
 - Rapid analysis column (LF-604) and high performance analysis column (LF-404) are also available
 - LF-604 and LF-404 enables reduction of solvent use
 - Fulfills USP L21 requirements

● Standard column

Shipping Solvent: Tetrahydrofuran (THF)

Product Code	Product Name	Plate Number (TP/column)	Particle Size (μm)	Pore Size (Å)	Column Size (mm) I.D. x Length
F6021041	GPC LF-804	≥ 17,000	6	3,000	8.0 x 300
F6709621	GPC LF-G	(guard column)	6	–	4.6 x 10

See page 68 for applicability of SEC (GPC) columns to solvent replacement.

Base Material: Styrene divinylbenzene copolymer

● Rapid analysis downsized column

Shipping Solvent: Tetrahydrofuran (THF)

© LF-604 is recommended to be used with semi-micro type devices.

Product Code	Product Name	Plate Number (TP/column)	Particle Size (μm)	Pore Size (Å)	Column Size (mm) I.D. x Length
F6021042	GPC LF-604	≥ 9,000	6	3,000	6.0 x 150
F6709621	GPC LF-G	(guard column)	6	–	4.6 x 10

See page 68 for applicability of SEC (GPC) columns to solvent replacement.

Base Material: Styrene divinylbenzene copolymer

● High performance semi-micro column

Shipping Solvent: Tetrahydrofuran (THF)

© LF-404 is recommended to be used with semi-micro type devices.

Product Code	Product Name	Plate Number (TP/column)	Particle Size (μm)	Pore Size (Å)	Column Size (mm) I.D. x Length
F6021043	GPC LF-404	≥ 14,000	6	3,000	4.6 x 250
F6709621	GPC LF-G	(guard column)	6	–	4.6 x 10

See page 68 for applicability of SEC (GPC) columns to solvent replacement.

Base Material: Styrene divinylbenzene copolymer

Target molecular weight range and exclusion limit


● Measured with polystyrene (eluent: THF)

Product Name	Target Molecular Weight Range	Exclusion Limit
LF-804	300 – 2,000,000	2,000,000
LF-604	300 – 2,000,000	2,000,000
LF-404	300 – 2,000,000	2,000,000

Please use the above table for reference purposes only when selecting columns.

Schematic diagram of linear calibration type packing

Connecting linear calibration type columns (LF series)



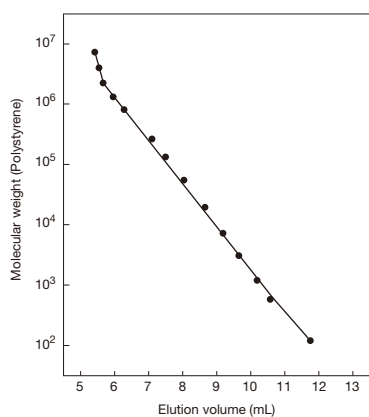
The linear calibration type column covers a broad range of molecular weights with only one kind of packing material.

Connecting mixed-gel columns (KF-804L, etc.)

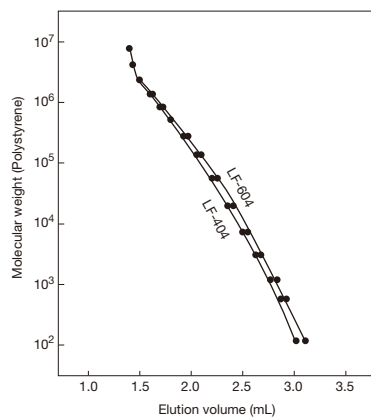


Connecting different single pore-size columns (KF-804 + KF-803 + KF-802, etc.)

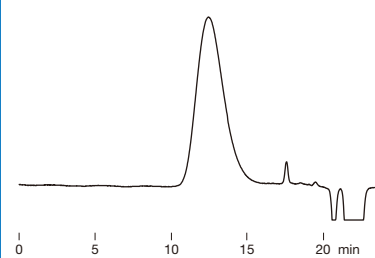


Calibration curve for LF-804 using polystyrene

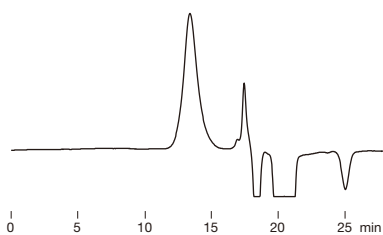
Column : Shodex GPC LF-804
 Eluent : THF
 Flow rate : 1.0 mL/min
 Detector : RI
 Column temp. : 40 °C

Calibration curves for LF-604 and LF-404 using polystyrene

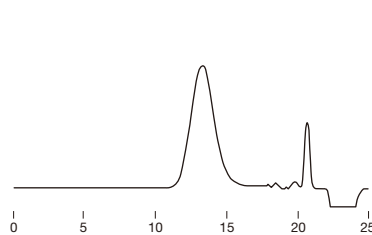
Column : Shodex GPC LF-604, LF-404
 Eluent : THF
 Flow rate : 0.5 mL/min (LF-604)
 0.3 mL/min (LF-404)
 Detector : RI (small cell volume)
 Column temp. : 40 °C

PolyurethaneSample : Polyurethane 0.1 %, 20 μ L

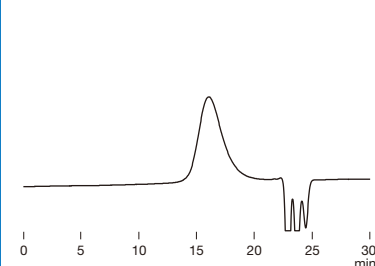
Column : Shodex GPC LF-404 x 2
 Eluent : THF
 Flow rate : 0.3 mL/min
 Detector : RI (small cell volume)
 Column temp. : 40 °C

XylanSample : Xylan 0.1 %, 100 μ L

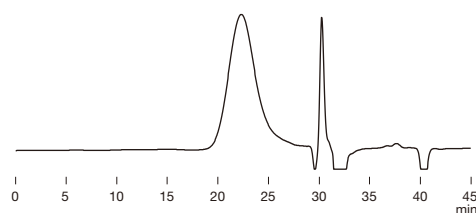
Column : Shodex GPC LF-804
 Eluent : 20 mM H₃PO₄ + 20 mM LiBr
 in DMSO/DMF=80/20
 Flow rate : 0.6 mL/min
 Detector : RI
 Column temp. : 50 °C

Polyamide (Nylon 6/6)Sample : Nylon 6/6 0.1 %, 20 μ L

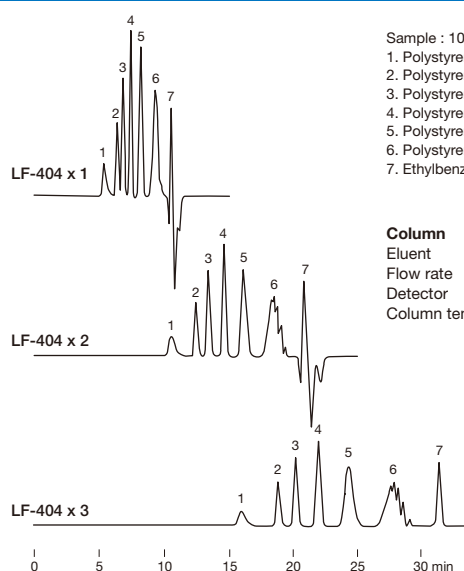
Column : Shodex GPC LF-404
 Eluent : 5 mM CF₃COONa in HFIP
 Flow rate : 0.15 mL/min
 Detector : RI (small cell volume)
 Column temp. : 40 °C

Polymethyl methacrylateSample : Polymethyl methacrylate, 100 μ L

Column : Shodex GPC LF-804 x 2
 Eluent : Methyl ethyl ketone
 Flow rate : 1.0 mL/min
 Detector : RI
 Column temp. : 40 °C

Polyamic acidSample : Poly(pyromellitic dianhydride-co-4,4'-oxydianiline), 100 μ L

Column : Shodex GPC LF-804 x 2
 Eluent : 30 mM LiBr + 30 mM H₃PO₄ in NMP
 Flow rate : 0.7 mL/min
 Detector : RI
 Column temp. : 50 °C

Effects of using multiple LF-404 columns for the separation of polystyrenes

Sample : 10 μ L
 1. Polystyrene (Mw : 1,030,000)
 2. Polystyrene (Mw : 152,000)
 3. Polystyrene (Mw : 66,000)
 4. Polystyrene (Mw : 22,000)
 5. Polystyrene (Mw : 5,050)
 6. Polystyrene (Mw : 580)
 7. Ethylbenzene

Column : Shodex GPC LF-404 x n
 Eluent : THF
 Flow rate : 0.3 mL/min
 Detector : RI (small cell volume)
 Column temp. : 40 °C

Organic SEC (GPC) Columns: High Temperature/Ultra High Temperature Analysis

Features

- (HT-800)***
- Wide product lineup to support a broad range of molecular weight analysis
 - Fulfills USP L21 requirements

- (UT-800)***
- Dedicated to SEC analysis at high/ultra high temperatures with a maximum usable temperature of 210 °C
 - Suitable for the analysis of ultra high molecular weight polymer containing samples
 - Fulfills USP L21 requirements

high temperature column series available until end of 2021 ->switch to alternatives

● Standard columns

Shipping Solvent: Toluene

Product Code	Product Name	Plate Number (TP/column)	Usable Temperature (°C)	Particle Size (µm)	Pore Size (Å)	Column Size (mm) I.D. x Length
F6208700	GPC HT-803*	≥ 7,000	100 ~ 150	13	500	8.0 x 300
F6208710	GPC HT-804*	≥ 7,000	100 ~ 150	13	1,500	8.0 x 300
F6208720	GPC HT-805*	≥ 7,000	100 ~ 150	13	5,000	8.0 x 300
F6208730	GPC HT-806*	≥ 7,000	100 ~ 150	13	10,000	8.0 x 300
F6208740	GPC HT-806M*	≥ 7,000	100 ~ 150	13	10,000	8.0 x 300
F6208770	GPC HT-807*	≥ 4,000	100 ~ 150	18	20,000	8.0 x 300
F6709410	GPC HT-G*	(guard column)	100 ~ 150	13	–	8.0 x 50
F6208600	GPC UT-802.5*	≥ 4,400	100 ~ 210	30	300	8.0 x 300
F6208610	GPC UT-806M*	≥ 4,400	100 ~ 210	30	10,000	8.0 x 300
F6208620	GPC UT-807*	≥ 3,300	100 ~ 210	30	20,000	8.0 x 300
F6709400	GPC UT-G*	(guard column)	100 ~ 210	30	–	8.0 x 50
F6208390	GPC AT-806MS*	≥ 6,000	RT ~ 150	12	10,000	8.0 x 250
F6700280	GPC AT-G*	(guard column)	RT ~ 150	15	–	8.0 x 50

high temperature column series available until end of 2021 ->switch to alternatives

The columns with 'M' at the end of column names are mixed-gel column capable of analyzing samples over a wide range of molecular weight distribution.

Base Material: Styrene divinylbenzene copolymer
RT: Ambient room temperature

* columns marked with asterisk are available until end of 2021

Target molecular weight range and exclusion limit

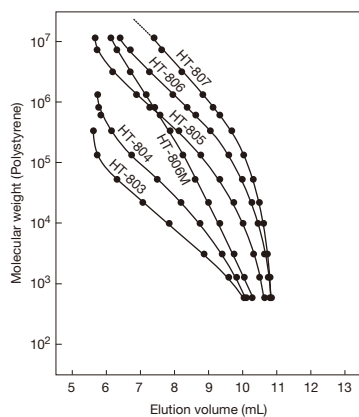
● Measured with polystyrene (eluent: o-Dichlorobenzene (ODCB))

Product Name	Target Molecular Weight Range	Exclusion Limit
HT-803	1,000 – 50,000	70,000
HT-804	7,000 – 300,000	400,000
HT-805	50,000 – 2,000,000	4,000,000
HT-806	150,000 – *(20,000,000)	*(20,000,000)
HT-806M	1,000 – *(20,000,000).	*(20,000,000)
HT-807	300,000 – *(200,000,000)	*(200,000,000)
UT-802.5	300 – 10,000	20,000
UT-806M	1,000 – *(20,000,000).	*(20,000,000)
UT-807	500,000 – *(200,000,000)	*(200,000,000)
AT-806MS	1,000 – *(20,000,000).	*(20,000,000)

Please use the above table for reference purposes only when selecting columns.

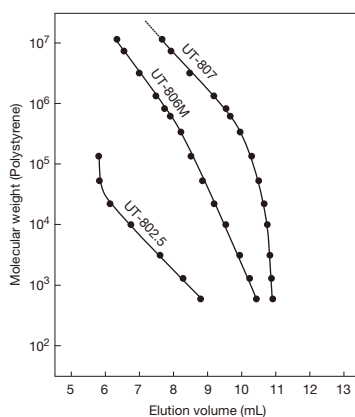
*() Estimated value

Calibration curves for HT-800 series using polystyrene



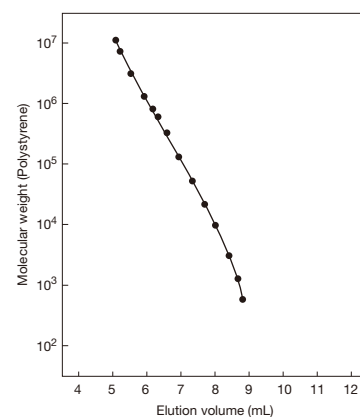
Column : Shodex GPC HT-800 series
 Eluent : 0.1 % BHT in ODCB
 Flow rate : 1.0 mL/min
 Detector : RI
 Column temp. : 140 °C

Calibration curves for UT-800 series using polystyrene



Column : Shodex GPC UT-800 series
 Eluent : 0.1 % BHT in ODCB
 Flow rate : 1.0 mL/min
 Detector : RI
 Column temp. : 140 °C

Calibration curve for AT-806MS using polystyrene

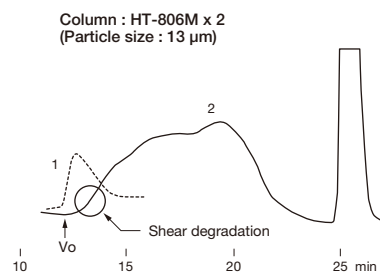
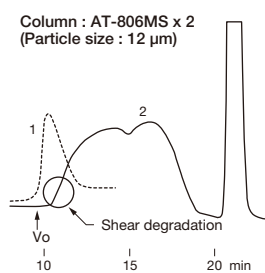
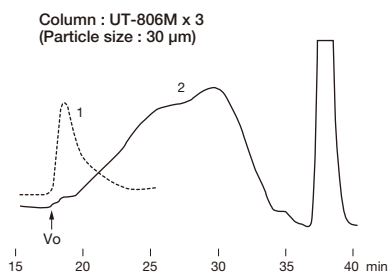


Column : Shodex GPC AT-806MS
 Eluent : 0.1 % BHT in ODCB
 Flow rate : 1.0 mL/min
 Detector : RI
 Column temp. : 140 °C

Effects of gel particle size in high temperature GPC columns

High temperature GPC columns are suitable for the analysis of high molecular weight polymers that are difficult to be dissolved in ambient temperature solvents; examples of such polymers are polyethylene and polypropylene. The GPC UT-800 series packed with large particle size (30 μm) are recommended for the analysis of macromolecules. The large particle size prevents potential molecular shear degradation of the sample.

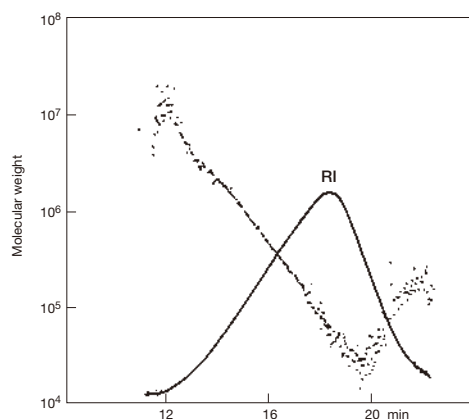
Sample :
 1. Polystyrene (MW : 20,000,000)
 2. High density polyethylene (HDPE-A)



Column : Shodex GPC UT-806M
 Shodex GPC HT-806M
 Shodex GPC AT-806MS
 Eluent : 0.1 % BHT in ODCB
 Flow rate : 1.0 mL/min
 Detector : RI
 Column temp. : 140 °C

High density polyethylene

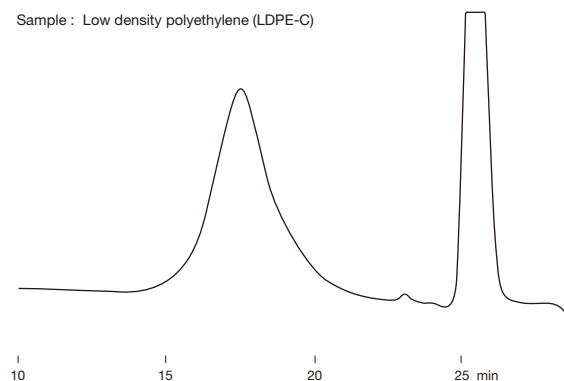
Sample : High density polyethylene (HDPE-B)



Column : Shodex GPC UT-806M x 2
 Eluent : 0.1 % BHT in ODCB
 Flow rate : 1.0 mL/min
 Detector : RI, MALS (Multi angle light scattering)
 Column temp. : 145 °C

Low density polyethylene

Sample : Low density polyethylene (LDPE-C)



Column : Shodex GPC HT-806M x 2
 Eluent : 0.1 % BHT in ODCB
 Flow rate : 1.0 mL/min
 Detector : RI
 Column temp. : 140 °C

Organic SEC (GPC) Columns: HFIP

Features

- (HFIP-800)***
- Columns exclusively used with hexafluoroisopropanol (HFIP)
 - Fulfills USP L21 requirements

- (HFIP-600)***
- Rapid analysis, solvent saving type
 - Fulfills USP L21 requirements

Standard columns

[HFIP-800 series] Shipping Solvent: Hexafluoroisopropanol (HFIP)

Product Code	Product Name	Plate Number (TP/column)	Particle Size (µm)	Pore Size (Å)	Column Size (mm) I.D. x Length
F6028530	GPC HFIP-803*	≥ 12,000	10	500	8.0 x 300
F6028540	GPC HFIP-804*	≥ 12,000	7	1,500	8.0 x 300
F6028550	GPC HFIP-805*	≥ 10,000	10	5,000	8.0 x 300
F6028560	GPC HFIP-806*	≥ 10,000	10	10,000	8.0 x 300
F6028590	GPC HFIP-806M*	≥ 10,000	10	10,000	8.0 x 300
F6700500	GPC HFIP-G 8B*	(guard column)	15	–	8.0 x 50

HFIP-806M is mixed-gel column capable of analyzing samples over a wide range of molecular weight distribution.

Base Material: Styrene divinylbenzene copolymer

Rapid analysis downsized columns

[HFIP-600 series] Shipping Solvent: Hexafluoroisopropanol (HFIP)

© HFIP-600 series is recommended to be used with semi-micro type devices.

Product Code	Product Name	Plate Number (TP/column)	Particle Size (µm)	Pore Size (Å)	Column Size (mm) I.D. x Length
F6021030	GPC HFIP-603*	≥ 12,000	3	500	6.0 x 150
F6021040	GPC HFIP-604*	≥ 12,000	3	1,500	6.0 x 150
F6021050	GPC HFIP-605*	≥ 5,000	10	5,000	6.0 x 150
F6021080	GPC HFIP-606M*	≥ 6,000	10	10,000	6.0 x 150
F6700511	GPC HFIP-G 4A*	(guard column)	8	–	4.6 x 10

HFIP-606M is mixed-gel column capable of analyzing samples over a wide range of molecular weight distribution.

Base Material: Styrene divinylbenzene copolymer

See page 58 for details of a column enclosed with HFIP.

*** columns marked with asterisk are available until end of 2021**

Target molecular weight range and exclusion limit

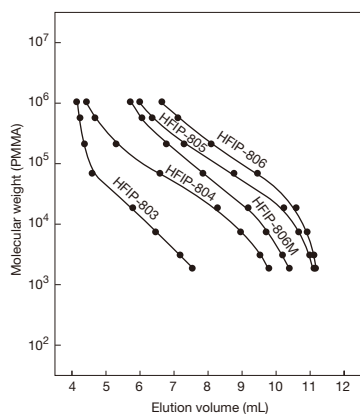
Measured with PMMA (eluent: HFIP)

Product Name	Target Molecular Weight Range	Exclusion Limit	Product Name	Target Molecular Weight Range	Exclusion Limit
HFIP-803	1,000 – 30,000	60,000	HFIP-603	1,000 – 30,000	60,000
HFIP-804	20,000 – 200,000	300,000	HFIP-604	20,000 – 200,000	300,000
HFIP-805	20,000 – 600,000	1,000,000	HFIP-605	20,000 – 600,000	1,000,000
HFIP-806	70,000 – *(8,000,000)	*(8,000,000)	HFIP-606M	1,000 – *(8,000,000)	*(8,000,000)
HFIP-806M	1,000 – *(8,000,000)	*(8,000,000)			

Please use the above tables for reference purposes only when selecting columns.

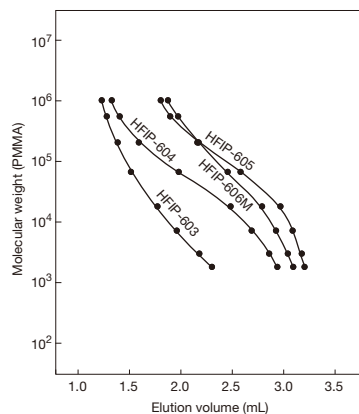
PMMA: Polymethylmethacrylate
*() Estimated value

Calibration curves for HFIP-800 series using PMMA



Column : Shodex GPC HFIP-800 series
 Eluent : HFIP
 Flow rate : 1.0 mL/min
 Detector : RI
 Column temp. : 40 °C

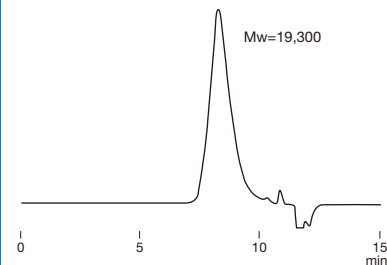
Calibration curves for HFIP-600 series using PMMA



Column : Shodex GPC HFIP-600 series
 Eluent : HFIP
 Flow rate : 0.3 mL/min (HFIP-603, 604)
 0.5 mL/min (HFIP-605, 606M)
 Detector : RI (small cell volume)
 Column temp. : 40 °C

Polyethylene terephthalate (PET)

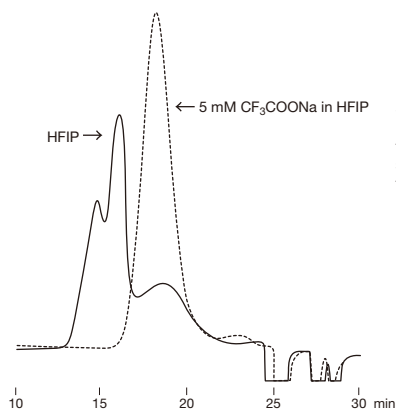
Sample : Polyethylene terephthalate 0.2 %, 20 μ L



Column : Shodex GPC HFIP-606M x 2
 Eluent : 5 mM CF₃COONa in HFIP
 Flow rate : 0.6 mL/min
 Detector : RI (small cell volume)
 Column temp. : 40 °C

Polyamide (added salt)

Sample : Polycaprolactum (Nylon 6)

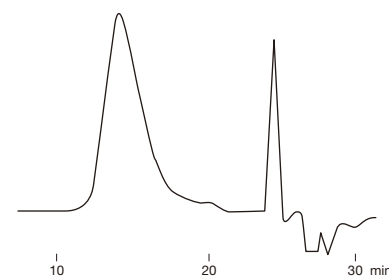


Some samples analyzed under SEC mode with HFIP solvent may show abnormal peaks resulting from the ionic interaction. This interaction can be suppressed by adding sodium trifluoroacetate to the HFIP eluent.

Column : Shodex GPC HFIP-806M x 2
 Eluent : HFIP (solid line), 5 mM CF₃COONa in HFIP (broken line)
 Flow rate : 1.0 mL/min
 Detector : RI
 Column temp. : 40 °C

Polybutylene terephthalate (PBT)

Sample : Polybutylene terephthalate 0.05 %, 500 μ L

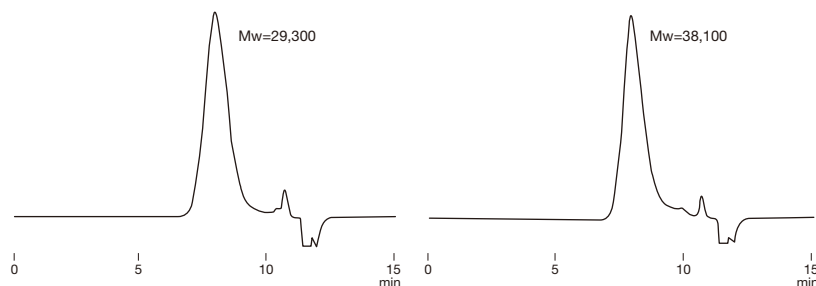


Column : Shodex GPC HFIP-805 + HFIP-803
 Eluent : 5 mM CF₃COONa in HFIP
 Flow rate : 1.0 mL/min
 Detector : RI
 Column temp. : 40 °C

Polyamides (Nylon 6/10 and Nylon 6)

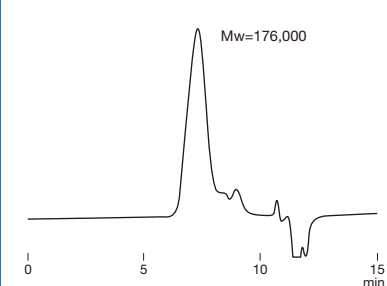
Sample : Nylon 6/10 0.2 %, 20 μ L

Sample : Nylon 6 0.2 %, 20 μ L



Column : Shodex GPC HFIP-606M x 2
 Eluent : 5 mM CF₃COONa in HFIP
 Flow rate : 0.6 mL/min
 Detector : RI (small cell volume)
 Column temp. : 40 °C

Sample : Polyacetal 0.2 %, 20 μ L



Column : Shodex GPC HFIP-606M x 2
 Eluent : 5 mM CF₃COONa in HFIP
 Flow rate : 0.6 mL/min
 Detector : RI (small cell volume)
 Column temp. : 40 °C

Organic SEC (GPC) Column: Rapid Preparation

Features

New

FP-2002

- Newly developed styrene divinylbenzene copolymer monodisperse particles
- Can deliver at four times higher flow rate (10 mL/min or more) compared with conventional products
- Achieves rapid recycling separation
- Suitable for the separation of samples in a wide molecular weight range due to its wide linear range and large pore volume
- Usable with various organic solvents used in GPC analysis in addition to chloroform

Preparative columns [Preparative columns are made to order.]

Shipping Solvent: Chloroform

Product Code	Product Name	Plate Number (TP/column)	Particle Size (μm)	Column Size (mm) I.D. x Length
F6102520	New GPC FP-2002	≥ 30,000	8	20.0 × 600
F6700340	New GPC FP-G 8B	(guard column)	8	8.0 × 50

Base Material: Styrene divinylbenzene copolymer

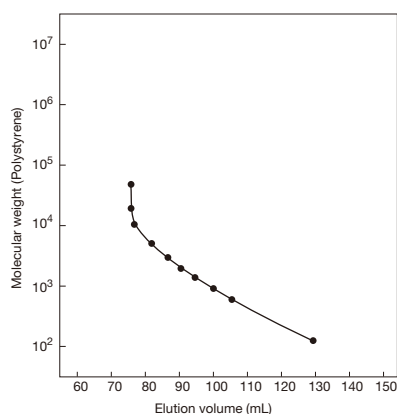
Target molecular weight range and exclusion limit

Measured with polystyrene (eluent: Chloroform)

Product Name	Target Molecular Weight Range	Exclusion Limit
FP-2002	100 – 5,000	8,000

Please use the above tables for reference purposes only when selecting columns.

Calibration curve for FP-2002 using polystyrene

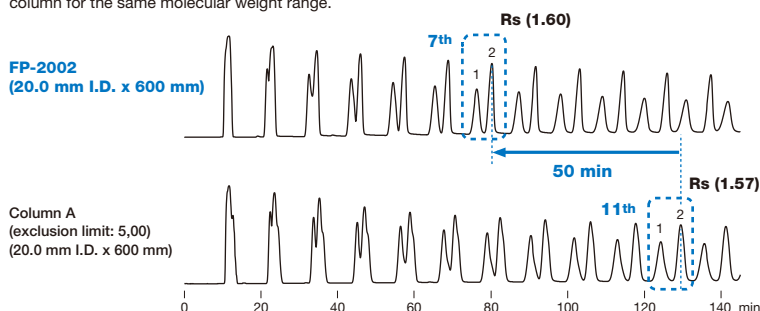


Column : Shodex GPC FP-2002
 Eluent : Chloroform
 Flow rate : 10 mL/min
 Detector : UV (254 nm)
 (preparative type)
 Column temp. : 30 °C

Comparison of recycling separation

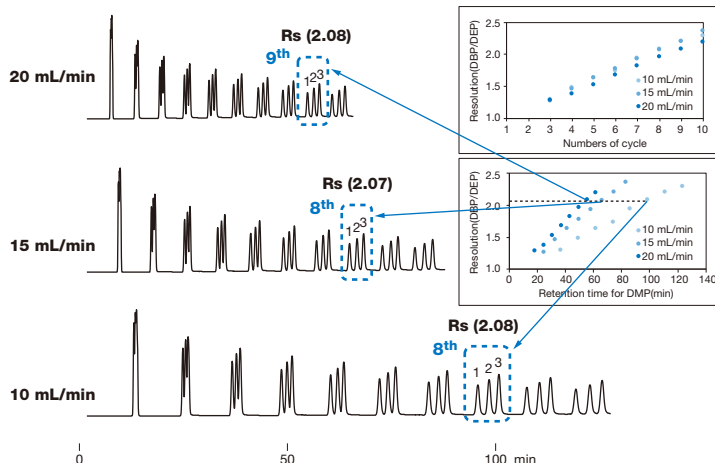
GPC FP-2002 is a column suitable for rapid organic solvent SEC (GPC) separation. Phthalate esters were used to compare recycled separations with other manufacturer's rapid preparative column (exclusion limit: 5,000). The recycling separation using FP-2002 can be made faster than other column for the same molecular weight range.

Sample : 10 % each, 2 mL
 1. Ditridecyl Phthalate (MW: 530)
 2. Bis (trans-3,3,5-trimethylcyclohexyl) phthalate (MW: 414)



Column : Shodex GPC FP-2002
 Column A from other manufacturer
 Eluent : Chloroform
 Flow rate : 10 mL/min
 Detector : UV (254 nm) (preparative type)
 Column temp. : 30 °C

Effects of flow rate for recycling separation



The standard flow rate of the packed column GPC FP-2002 for organic solvent-based SEC (GPC) is 10 mL/min. We have investigated the flow rate dependency of phthalate esters recycling separation. Even at the maximum usable flow rate of 20 mL/min, there is no extreme drop in column efficiency and further speeding up is possible.

(Note) In the case of a polymer sample, shear degradation of the polymer tends to occur as the molecular weight increases. It is recommended to lower the flow rate, if there is a possibility that shear degradation occurred.

Sample : 3 % each, 1 mL
 1. Dibutyl phthalate (DBP) (MW: 278)
 2. Diethyl phthalate (DEP) (MW: 222)
 3. Dimethyl phthalate (DMP) (MW: 194)

Column : Shodex GPC FP-2002
 Eluent : Chloroform
 Detector : UV (254 nm) (preparative type)
 Column temp. : 30 °C

Organic SEC (GPC) Columns: [Customized columns]

● Preparative columns [Preparative columns are made to order.]

[H-2000 series] Shipping Solvent: Chloroform

Product Code	Product Name	Plate Number (TP/column)	Particle Size (μm)	Column Size (mm) I.D. x Length	Standard Column
F6102001	GPC H-2001	≥ 13,000	15	20.0 x 500	K-801
F6102002	GPC H-2002	≥ 13,000	15	20.0 x 500	K-802
F6102025	GPC H-2002.5	≥ 13,000	15	20.0 x 500	K-802.5
F6102003	GPC H-2003	≥ 13,000	15	20.0 x 500	K-803
F6102004	GPC H-2004	≥ 13,000	15	20.0 x 500	K-804
F6102005	GPC H-2005	≥ 13,000	15	20.0 x 500	K-805
F6102006	GPC H-2006	≥ 13,000	15	20.0 x 500	K-806
F6102009	GPC H-2006M	≥ 12,000	15	20.0 x 500	K-806M
F6700310	GPC H-G 8B	(guard column)	15	8.0 x 50	(guard column)

See page 52 for details of GPC K-800 series.

Base Material: Styrene divinylbenzene copolymer

[KF-5000 series] Shipping Solvent: Tetrahydrofuran (THF)

Product Code	Product Name	Particle Size (μm)	Column Size (mm) I.D. x Length	Standard Column
F6108010	GPC KF-5001	15	50.0 x 300	KF-801
F6108020	GPC KF-5002	15	50.0 x 300	KF-802
F6108025	GPC KF-5002.5	15	50.0 x 300	KF-802.5
F6108030	GPC KF-5003	15	50.0 x 300	KF-803
F6108040	GPC KF-5004	15	50.0 x 300	KF-804
F6700408	GPC KF-G 20C	15	20.0 x 100	(guard column)

See page 50 for details of GPC KF-800 series.

Base Material: Styrene divinylbenzene copolymer

[K-5000 series] Shipping Solvent: Chloroform

Product Code	Product Name	Particle Size (μm)	Column Size (mm) I.D. x Length	Standard Column
F6109010	GPC K-5001	15	50.0 x 300	K-801
F6109020	GPC K-5002	15	50.0 x 300	K-802
F6109025	GPC K-5002.5	15	50.0 x 300	K-802.5
F6109030	GPC K-5003	15	50.0 x 300	K-803
F6109040	GPC K-5004	15	50.0 x 300	K-804
F6700409	GPC K-G 20C	15	20.0 x 100	(guard column)

See page 52 for details of GPC K-800 series.

Base Material: Styrene divinylbenzene copolymer

Solvent Replacement Applicability of SEC (GPC) Columns

Solvent	Product Name									
	Shipping Solvent: THF						Shipping Solvent: DMF			
	KF-801	KF-802 KF-802.5 KF-803L KF-804L	KF-803	KF-804 KF-805 KF-806 KF-807 KF-806M KF-805L KF-806L KF-807L	KF-601 KF-602 KF-602.5	KF-603 KF-604 KF-605 KF-606 KF-606M	LF-804 LF-604 LF-404	KD-801 KD-802 KD-802.5	KD-803	KD-804 KD-805 KD-806 KD-807 KD-806M
	Shipping Solvent: Chloroform				Shipping Solvent: THF					
K-801	K-802 K-802.5 K-803L K-804L	K-803	K-804 K-805 K-806 K-806M K-805L K-806L K-807L	KF-401HQ KF-402HQ KF-402.5HQ	KF-403HQ KF-404HQ KF-405LHQ KF-406LHQ					
Tetrahydrofuran (THF)	○	○	○	○	○	○	○	×	×	○
Chloroform	○	○	○	○	○	○	○	×	×	○
Carbon tetrachloride	×	○	○	○			○	×	×	○
Benzene	○	○	○	○	○	○		×	○	○
Toluene	○	○	○	○	○	○	○	×	○	○
p-Xylene	×	○	○	○	○	○		×	○	○
o-Dichlorobenzene (ODCB)	×	×	○	○	○	○		×	○	○
Trichlorobenzene (TCB)	×	×	○	○	○	○		×	○	○
Dioxane	×	○	○	○				×	○	○
Diethyl ether	×	×	○	○				×	○	○
Ethyl acetate	×	×	○	○				×	×	○
Acetone	×	×	○	○	○	○		×	○	○
Methyl ethyl ketone	×	×	○	○	○	○	○	×	○	○
Dimethylformamide (DMF)	×	×	○	○	○*	○*	○*	○	○	○
Dimethylacetamide (DMAc)	×	×	○	○	○*	○*	○*	×	○	○
Hexafluoroisopropanol (HFIP)	×	×	×	○	×	△*	○*	×	○	○
m-Cresol	×	×	○	○				×	○	○
o-Chlorophenol	×	×	○	○				×	○	○
Quinoline	×	×	○	○				×	○	○
N-Methylpyrrolidone (NMP)	×	×	○	○	○*	○*	○*	×	○	○
Dimethylsulfoxide (DMSO)	×	×	×	△	△*	○*	○*	×	○	○
30 % m-Cresol/Chloroform	×	○	○	○			○	×	○	○
30 % o-Chlorophenol/Chloroform	×	○	○	○			○	×	○	○
30 % HFIP/Chloroform	×	○	○	○				×	○	○
Hexane	×	×	×	×	×	×	×	×	×	×
Acetonitrile	×	×	×	×	×	×	×	×	×	×
Methanol	×	×	×	×	×	×	×	×	×	×
Water	×	×	×	×	×	×	×	×	×	×

○: Solvent replacement possible

△: Solvent replacement possible, but this may cause column performance to deteriorate slightly

*: Usable at 40 °C or higher

×: Solvent replacement not possible

Calibration Standards for SEC

[Polystyrene (PS)]

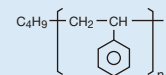
Features

- For organic solvent SEC (GPC)
- Less branched polystyrene with anionic polymerization
- Easily soluble in tetrahydrofuran (THF), chloroform, toluene, and o-dichlorobenzene (ODCB)

Standard kit

Product Code	Product Name	Contents	Molecular weights (Mp) Range
F8601105	STANDARD SL-105	0.5 g x 10 kinds	580 – 19,900
F8602105	STANDARD SM-105	0.5 g x 10 kinds	1,150 – 2,380,000
F8603075	STANDARD SH-75	0.5 g x 7 kinds	508,000 – 6,870,000

Structural formula of S series



SL-105

Std. No.	Mp	Mw/Mn
S-18	18,000	1.02
S-13	13,000	1.02
S-9.8	9,820	1.02
S-6.7	6,660	1.03
S-4.9	4,910	1.03
S-2.8	2,790	1.04
S-1.9	1,890	1.05
S-1.3	1,300	1.06
S-1.1	1,140	1.06
S-0.6	580	1.18

SM-105

Std. No.	Mp	Mw/Mn
S-2630	2,630,000	1.05
S-1700	1,700,000	1.03
S-602	602,000	1.02
S-277	277,000	1.04
S-136	136,000	1.04
S-46	46,400	1.02
S-18	18,000	1.02
S-6.7	6,660	1.03
S-2.8	2,790	1.04
S-1.3	1,300	1.06

SH-75

Std. No.	Mp	Mw/Mn
S-6870	6,870,000	1.09
S-5190	5,190,000	1.03
S-3750	3,750,000	1.05
S-2350	2,350,000	1.04
S-2000	2,000,000	1.03
S-991	991,000	1.05
S-508	508,000	1.05

(Note)
Molecular weights (Mp, Mw/Mn) of each standard kit may vary depending on production lots.

[Polymethylmethacrylate (PMMA)]

Features

- For organic solvent SEC (GPC)
- Narrow molecular weight distribution range
- Easily soluble in hexafluoroisopropanol (HFIP) and dimethylformamide (DMF)

Standard kit

Product Code	Product Name	Contents	Molecular weights (Mp) Range
F8604075	STANDARD M-75	0.5 g x 7 kinds	2,870 – 965,000

(Note)
Molecular weights (Mp, Mw/Mn) of a standard kit may vary depending on production lots.

Std. No.	Mp	Mw/Mn
M-965	965,000	1.07
M-505	505,000	1.02
M-224	224,000	1.02
M-67	66,700	1.03
M-20	20,100	1.03
M-6.1	6,140	1.11
M-2.9	2,870	1.06

[Pullulan]

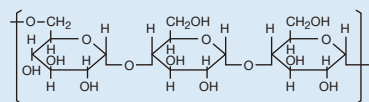
Features

- For aqueous SEC (GFC)
- Unbranched pullulan standard
- High solubility in water eliminates the possibility of recrystallization

Standard kit

Product Code	Product Name	Contents	Molecular weights (Mp) Range
F8400000	STANDARD P-82	0.2 g x 8 kinds	6,300 – 642,000

Structural formula of P series



Single type

Product Code	Product Name	Contents	Mp	Mw/Mn
F8400800	STD P-800	0.5 g	642,000	1.23
F8400400	STD P-400	0.5 g	334,000	1.30
F8400200	STD P-200	0.5 g	201,000	1.31
F8400100	STD P-100	0.5 g	106,000	1.11
F8400050	STD P-50	0.5 g	49,400	1.09
F8400020	STD P-20	0.5 g	22,000	1.08
F8400010	STD P-10	0.5 g	9,800	1.07
F8400005	STD P-5	0.5 g	6,300	1.09

Std. No.	Mp	Mw/Mn
STD P-800	642,000	1.23
STD P-400	334,000	1.30
STD P-200	201,000	1.31
STD P-100	106,000	1.11
STD P-50	49,400	1.09
STD P-20	22,000	1.08
STD P-10	9,800	1.07
STD P-5	6,300	1.09

(Note)
Molecular weights (Mp, Mw/Mn) of a standard kit or each single type may vary depending on production lots.

Bestseller

Anion Exchange Chromatography Columns

Features

- | | |
|----------------------------------|--|
| QA-825
DEAE-825 | <ul style="list-style-type: none"> Suitable for analyzing relatively high molecular weight compounds: proteins, peptides, DNA, and RNA Usable in a wide pH range from pH 2 to 12 QA-825 fulfills USP L23 requirements |
| ES-502N 7C | <ul style="list-style-type: none"> Compared to IEC series columns, polyvinyl alcohol is used as base material and this offers different separation pattern Low hydrophobic interaction of proteins allows analysis under mild conditions |
| (WA-624)* | <ul style="list-style-type: none"> Suitable for anion exchange analysis of low molecular weight compounds such as nucleotides |

● Standard columns

[Strong anion exchange resin] Functional Group: Quaternary ammonium

Product Code	Product Name	Ion Exchange Capacity (meq/g)	Base Material	Particle Size (µm)	Pore Size (Å)	Column Size (mm) I.D. x Length	Shipping Solvent
F6110011	IEC QA-825	0.45	Polyhydroxymethacrylate	12	5,000	8.0 x 75	50 mM Na ₂ SO ₄ aq.

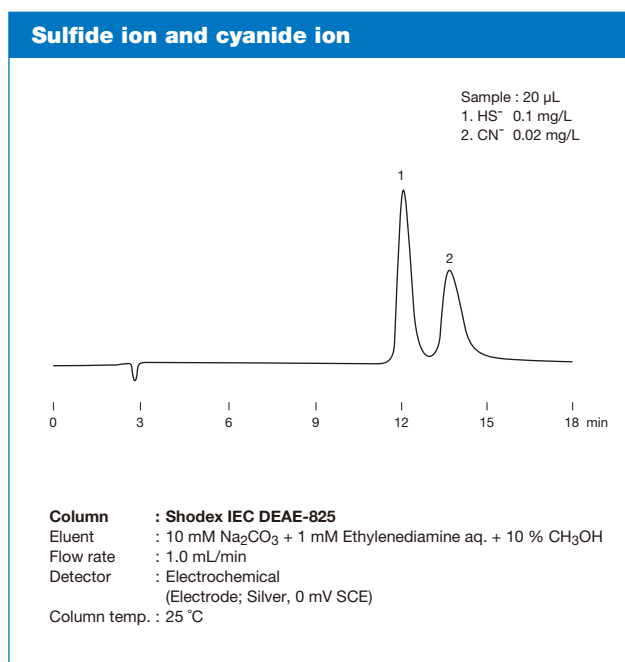
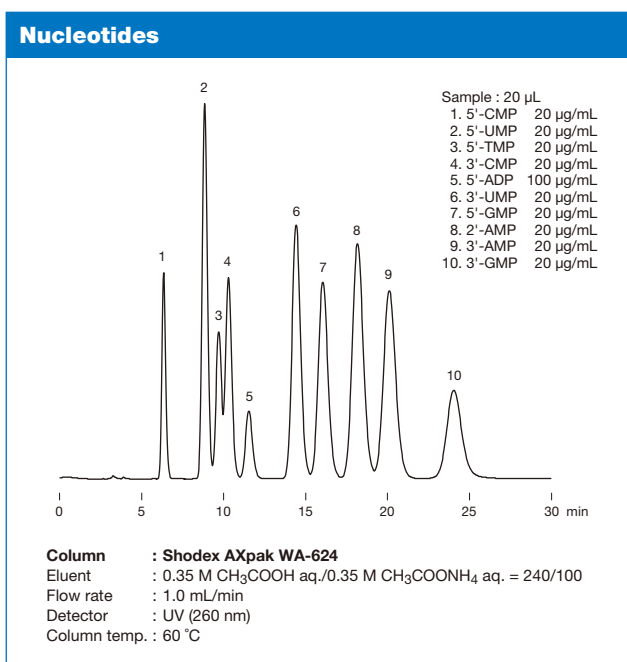
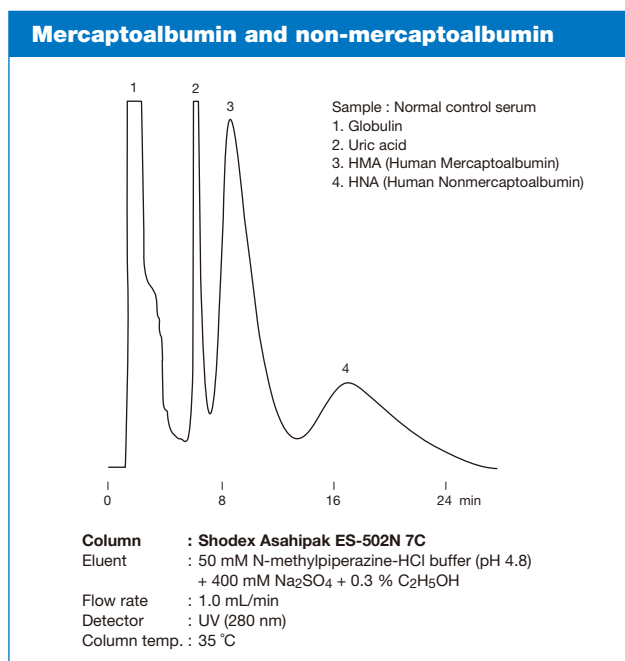

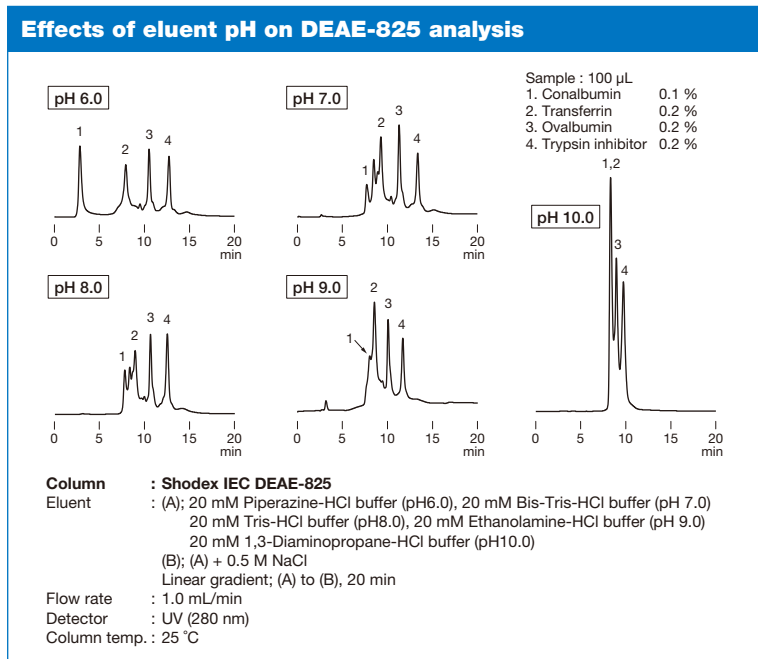
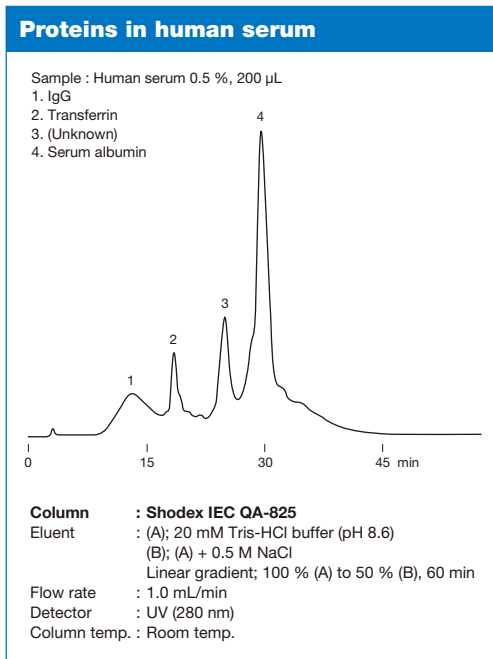
[Weak anion exchange resin] Functional Group: Diethylaminoethyl

Product Code	Product Name	Ion Exchange Capacity (meq/g)	Base Material	Particle Size (µm)	Pore Size (Å)	Column Size (mm) I.D. x Length	Shipping Solvent
F6118255	IEC DEAE-825	0.6	Polyhydroxymethacrylate	8	5,000	8.0 x 75	50 mM Na ₂ SO ₄ aq.
F7640002	Asahipak ES-502N 7C	0.55	Polyvinyl alcohol	9	2,000	7.5 x 100	50 mM 1,3-Diaminopropane + 50 mM NaCl (pH10.0)
F6356240	(AXpak WA-624)*	1.2	Polyhydroxymethacrylate	10	2,000	6.0 x 150	0.1 M Sodium phosphate buffer (pH3.0)/CH ₃ CN =80/20
F6700245	(AXpak WA-G)* (guard column)	–	Polyhydroxymethacrylate	10	–	4.6 x 10	0.1 M Sodium phosphate buffer (pH3.0)/CH ₃ CN =80/20

● Preparative columns [Preparative columns are made to order.]

Product Code	Product Name	Particle Size (µm)	Column Size (mm) I.D. x Length	Standard column
F6548000	(IEC QA-2025)*	20	20.0 x 150	QA-825
F6709602	(IEC QA-G 8B)*	20	8.0 x 50	(guard column)
F6548001	(IEC DEAE-2025)*	20	20.0 x 150	DEAE-825
F6709603	(IEC DEAE-G 8B)*	20	8.0 x 50	(guard column)
F6840004	(Asahipak ES-502N 20C)*	13	20.0 x 100	ES-502N 7C
F6710021	Asahipak GS-20G 7B	20	7.5 x 50	(guard column)

* columns marked with asterisk are available until end of 2021



Cation Exchange Chromatography Columns

Features

- SP-825**
CM-825
- Suitable for analyzing relatively high molecular weight compounds: proteins, peptides, DNA, and RNA
 - Usable in a wide pH range from pH 2 to 12

- SP-FT 4A**
- Non-porous base material
 - Provides ultra-rapid analysis using conventional devices

- ES-502C 7C**
- Compared to IEC series columns, polyvinyl alcohol is used as base material offering different separation pattern
 - Low hydrophobic interaction with proteins allows analysis under mild conditions

- P-421S**
- Column for amino acids analysis by cation exchange mode
 - Provides simultaneous analysis of different amino acids
 - Fulfills USP L22 and L58 requirements

● Standard columns

[Strong cation exchange resin] Functional Group: Sulfopropyl

Product Code	Product Name	Ion Exchange Capacity (meq/g)	Base Material	Particle Size (µm)	Pore Size (Å)	Column Size (mm) I.D. x Length	Shipping Solvent
F6118250	IEC SP-825	0.4	Polyhydroxymethacrylate	8	5,000	8.0 x 75	50 mM Na ₂ SO ₄ aq.
F6113100	IEC SP-FT 4A	0.2	Polyhydroxymethacrylate	2.7	–	4.6 x 10	20 mM MES* buffer (pH 5.6)

Housing Material of SP-FT 4A: PEEK
*MES: 2-(N-Morpholino)ethanesulfonic acid

[Weak cation exchange resin] Functional Group: Carboxymethyl

Product Code	Product Name	Ion Exchange Capacity (meq/g)	Base Material	Particle Size (µm)	Pore Size (Å)	Column Size (mm) I.D. x Length	Shipping Solvent
F6110002	IEC CM-825	0.4	Polyhydroxymethacrylate	8	5,000	8.0 x 75	50 mM Na ₂ SO ₄ aq.
F7640001	Asahipak ES-502C 7C	0.55	Polyvinyl alcohol	9	2,000	7.5 x 100	0.1 M Sodium phosphate buffer (pH 4.4)

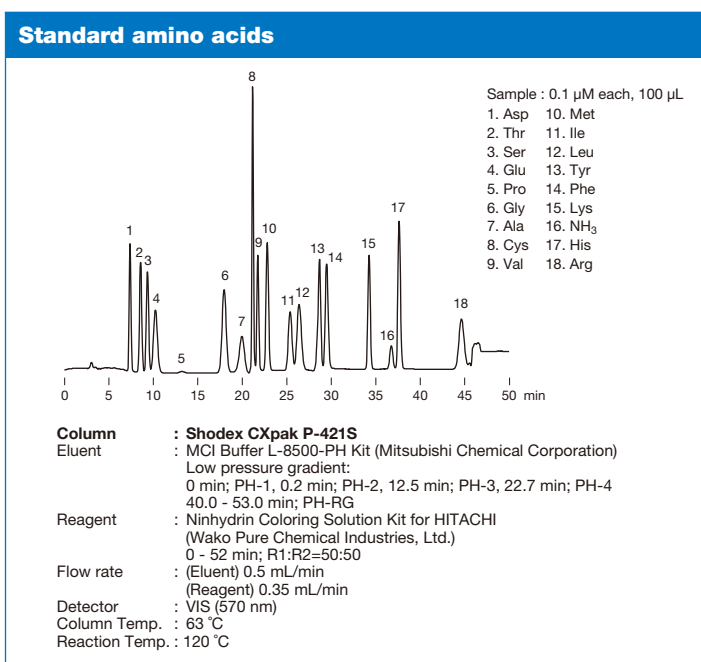
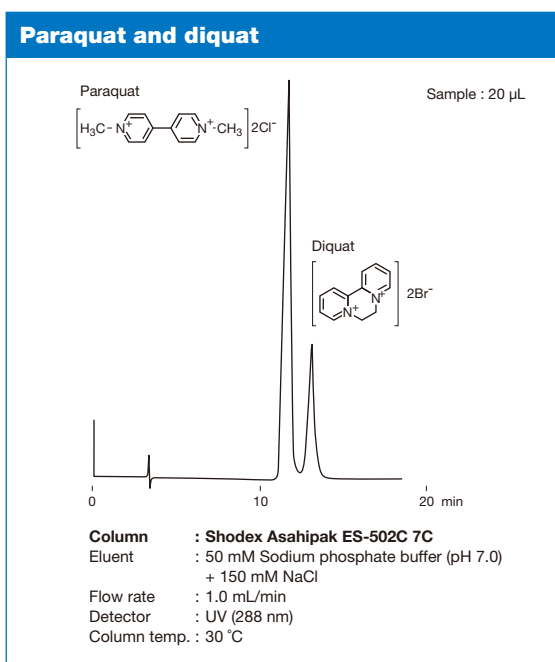
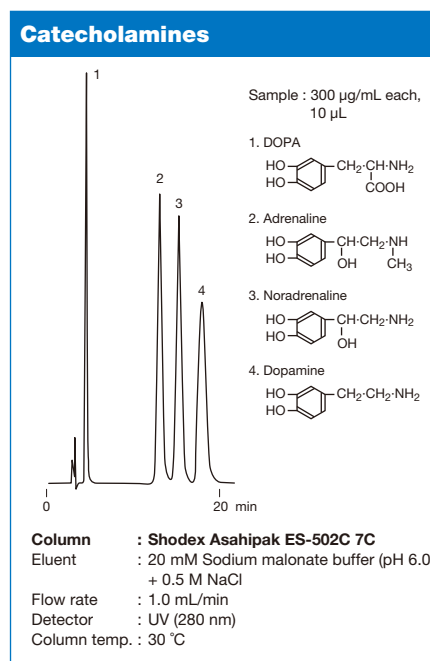
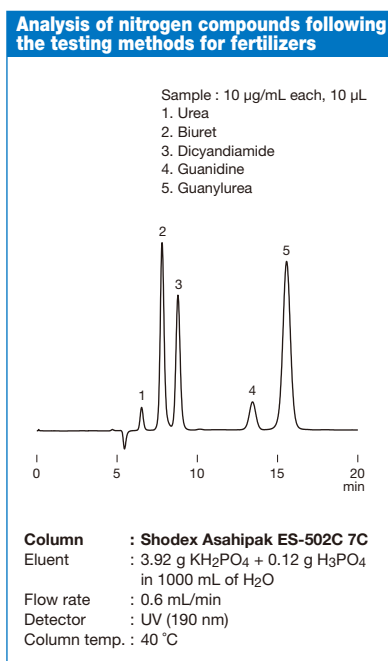
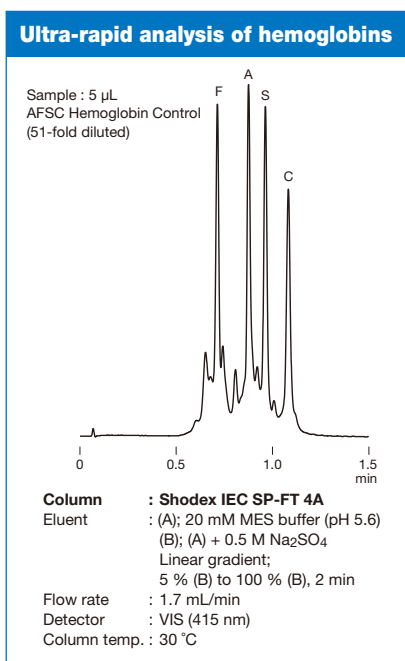
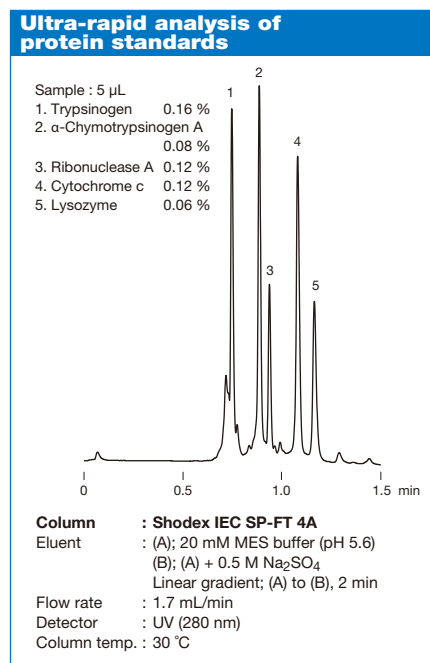
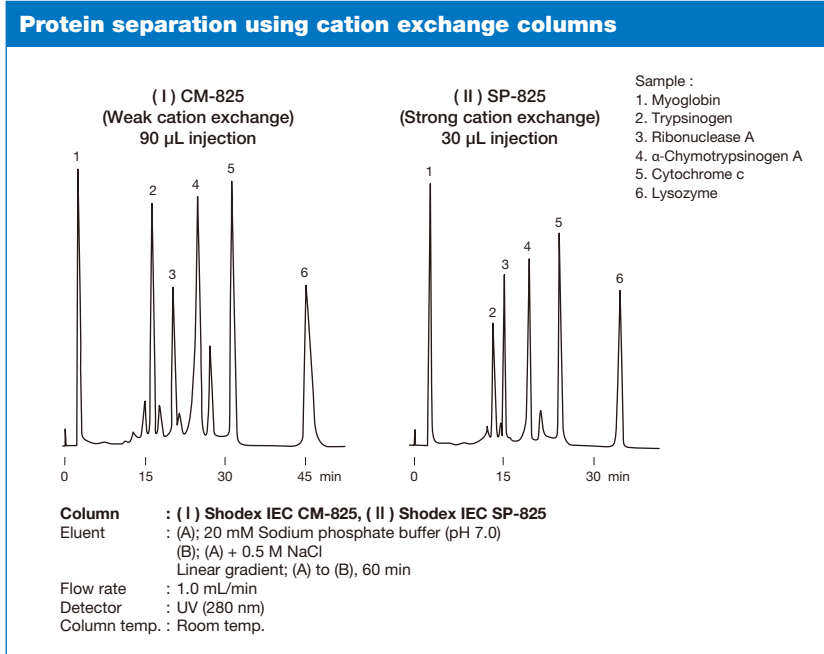
[For amino acid analysis] Functional Group: Sulfo (Na⁺)

Product Code	Product Name	Plate Number (TP/column)	Base Material	Particle Size (µm)	Column Size (mm) I.D. x Length	Shipping Solvent
F6354211	CXpak P-421S	≥ 3,500	Styrene divinylbenzene copolymer	6	4.6 x 150	H ₂ O
F6700210	CXpak P-G	(guard column)	Styrene divinylbenzene copolymer	6	4.6 x 10	H ₂ O

● Preparative columns [Preparative columns are made to order.]

Product Code	Product Name	Particle Size (µm)	Column Size (mm) I.D. x Length	Standard column
F6548002	(IEC SP-2025)*	20	20.0 x 150	SP-825
F6709604	(IEC SP-G 8B)*	20	8.0 x 50	(guard column)
F6548003	(IEC CM-2025)*	20	20.0 x 150	CM-825
F6709605	(IEC CM-G 8B)*	20	8.0 x 50	(guard column)
F6840003	Asahipak ES-502C 20C	13	20.0 x 100	ES-502C 7C
F6710021	Asahipak GS-20G 7B	20	7.5 x 50	(guard column)

* columns marked with asterisk are available until end of 2021



Special Separation Modes Columns

Hydrophobic Interaction Chromatography Column

Features

- (PH-814)***
- Separates proteins without denaturation
 - Applicable to samples obtained after ammonium sulfate fraction treatment

Standard column

Product Code	Product Name	Functional Group	Particle Size (µm)	Pore Size (Å)	Column Size (mm) I.D. x Length	Shipping Solvent
F6110003	(HIC PH-814)*	Phenyl	10	2,000	8.0 x 75	H ₂ O

Base Material: Polyhydroxymethacrylate

Affinity Chromatography Columns

Features

- (AFpak)***
- Rigid polymer-based packing materials enable high speed analysis
 - Functional group modified with chemically stable ligand (spacer)
 - Minimum detachment of functional groups ensures highly reproducible analysis

Standard columns

Product Code	Product Name	Ligand	Ligand Load/Gel (g)	Particle Size (µm)	Column Size (mm) I.D. x Length	Shipping Solvent
F7118946	(AFpak APA-894)*	Protein A	4 mg	18	8.0 x 50	0.1 M Sodium phosphate buffer + 0.5 M NaCl + 0.02 % NaN ₃ (pH 7.0)
F7118964	(AFpak ACH-494)*	Choline oxydase, Acetylcholine esterase	-	18	4.6 x 10	10 mM Sodium Phosphate buffer + 1.0 M NaCl (pH 7.4)

Base Material: Polyhydroxymethacrylate

Chiral Separation Columns

Features

- CDBS-453**
- Separates optical isomers by using their conformational compatibility differences
 - Versatile column for chiral separation
 - Fulfills USP L45 requirements

- (CRX-853)***
- Separates optical isomers by using their differences in metal complex formation capacities
 - Suitable for amino acids, hydroxyl acids, and their derivatives

Standard columns

Product Code	Product Name	Functional Group	Base Material	Particle Size (µm)	Column Size (mm) I.D. x Length	Shipping Solvent
F7146003	ORpak CDBS-453	β-Cyclodextrin derivative	Silica	3	4.6 x 150	0.05 % CH₃COOH + 0.2 M NaCl aq. / CH₃CN=95/5
F7140040	(ORpak CRX-853)*	L-Amino acid derivative	Polyhydroxymethacrylate	6	8.0 x 50	0.25 mM CuSO ₄ aq.
F6709300	(ORpak CRX-G)*	(guard column)	Polyhydroxymethacrylate	6	4.6 x 10	0.25 mM CuSO ₄ aq.

Bestseller

High Temperature Reversed Phase Chromatography Column

Features

- (ET-RP1)***
- Capable of high temperature analysis up to 150 °C
 - High temperature analysis improves column efficiency and enables rapid analysis
 - Fulfills USP L67 requirements

Standard column

Product Code	Product Name	Plate Number (TP/column)	Functional Group	Particle Size (µm)	Pore Size (Å)	Column Size (mm) I.D. x Length	Shipping Solvent
F7623001	(ET-RP1 4D)*	≥ 11,000	Octadecyl	4	250	4.6 x 150	H ₂ O/CH ₃ CN=35/65

Base Material: Polyvinyl alcohol

Pretreatment Column for Column Switching Method

Feature

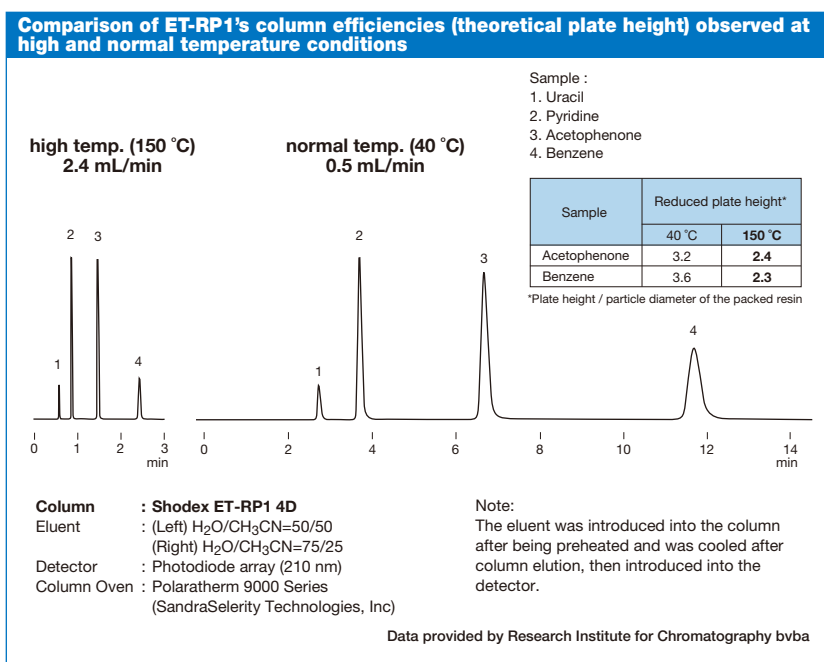
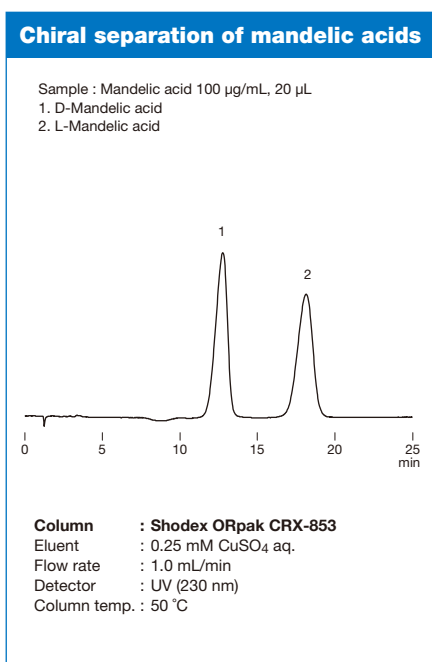
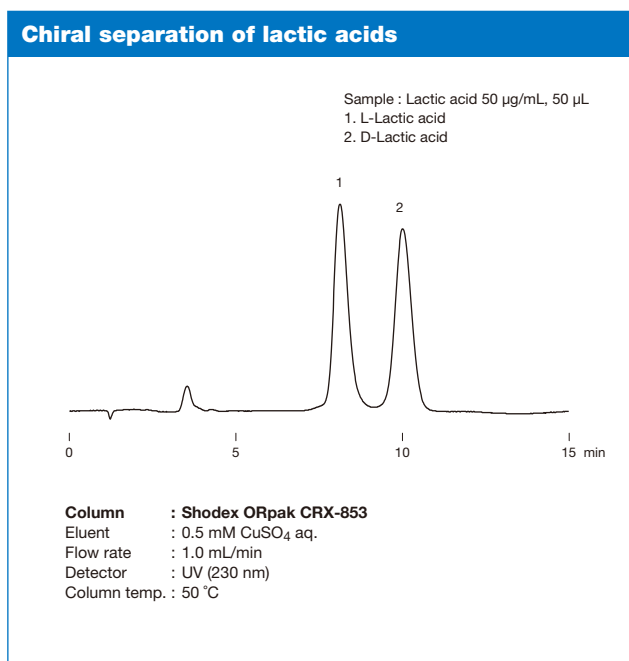
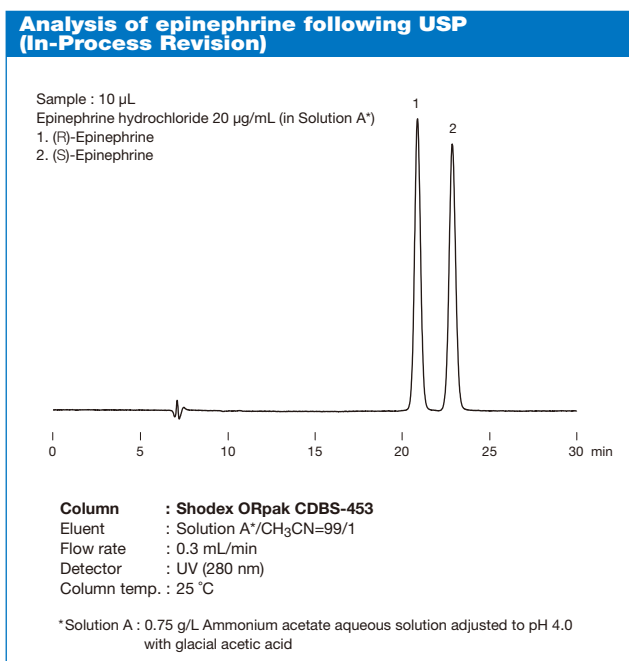
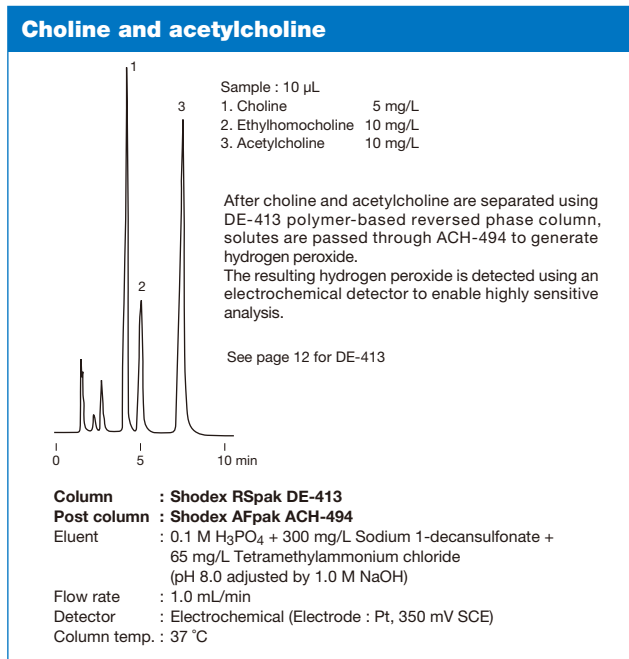
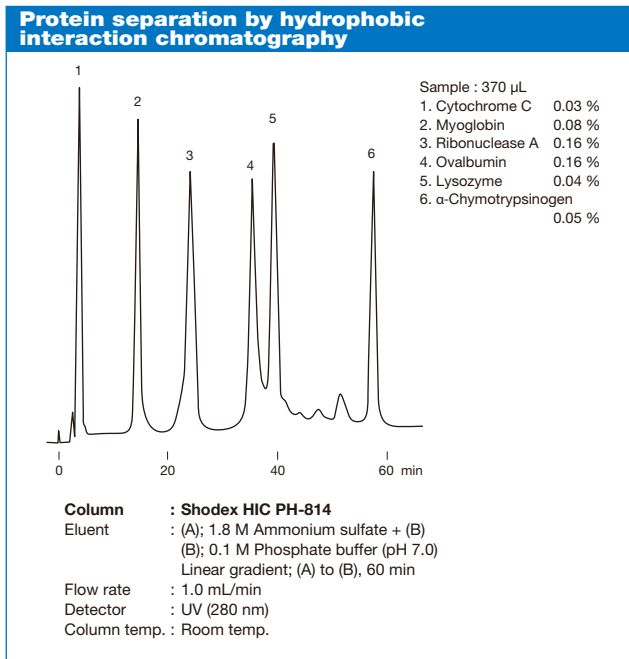
- GF-4A**
- High protein removal rate
 - Removes surfactants well but is not suitable for trapping hydrophilic substances

Column for column switching method

Product Code	Product Name	Particle Size (µm)	Pore Size (Å)	Column Size (mm) I.D. x Length	Shipping Solvent
F8700015	MSpak GF-4A	9	400	4.6 x 10	H₂O

Bestseller

Base Material: Polyvinyl alcohol



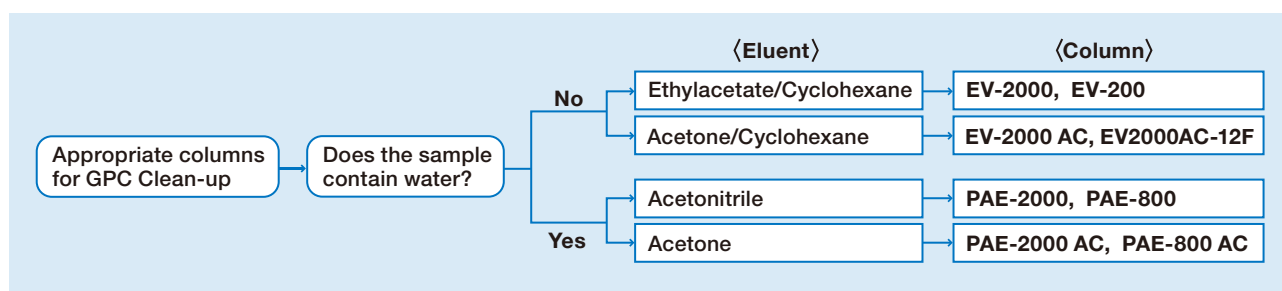
GPC Clean-up Columns

Features

- EV**
- Suitable for fractionation of residual pesticides in foods
 - EV-2000 AC is used in Shoku-An No. 0124001 (January 24th, 2005, Japan) of the Pharmaceutical and Food Safety Bureau, MHLW, Section 2 “Simultaneous GC/MS (LC/MS) Analyses of Agricultural Chemicals in Livestock and Marine Products”.
 - EV2000AC-12F is used in Shoku-An No. 0226 (February 26th, 2015, Japan) of the Pharmaceutical and Food Safety Bureau, MHLW, Section 2 “LC/MS Analyses of Agricultural Chemicals in Livestock and Marine Products”.

- (PAE)***
- Suitable for cleaning up high-moisture samples such as blood and bottom sediment
 - Highly effective for fractionation of endocrine disruptors in environmental samples

column available until end of 2021



● GPC Clean-up for residual pesticides in foods, etc.

Product Code	Product Name	Particle Size (μm)	Pore Size (Å)	Column Size (mm) I.D. x Length	Shipping Solvent
F6090006	CLNpak EV2000AC-12F*	16	30	12.0 x 300	Acetone/Cyclohexane=3/7
F6090007	CLNpak EV-G AC12C*	16	(guard column)	12.0 x 100	Acetone/Cyclohexane=3/7
F6090003	CLNpak EV-2000 AC	16	30	20.0 x 300	Acetone/Cyclohexane=3/7
F6090004	CLNpak EV-G AC	16	(guard column)	20.0 x 100	Acetone/Cyclohexane=3/7
F6090001	CLNpak EV-2000*	16	30	20.0 x 300	Ethylacetate/Cyclohexane=3/7
F6090002	CLNpak EV-G*	16	(guard column)	20.0 x 100	Ethylacetate/Cyclohexane=3/7
F6090005	CLNpak EV-200	16	30	2.0 x 150	Ethylacetate/Cyclohexane=3/7

Base Material: Styrene divinylbenzene copolymer

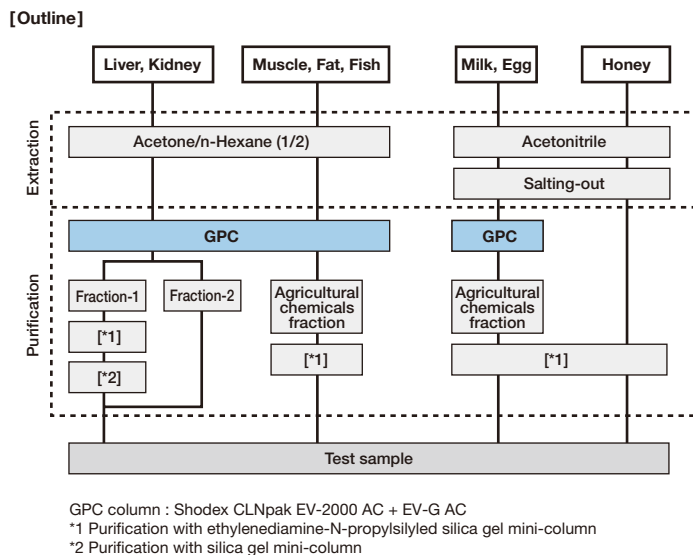
● GPC Clean-up for phthalic acid esters in sediments, biological samples, blood, etc.

Product Code	Product Name	Particle Size (μm)	Pore Size (Å)	Column Size (mm) I.D. x Length	Shipping Solvent
F6810022	CLNpak PAE-2000*	5	400	20.0 x 300	Acetonitrile
F6714007	CLNpak PAE-G*	9	(guard column)	8.0 x 50	Acetonitrile
F7600025	CLNpak PAE-800*	5	400	8.0 x 300	Acetonitrile
F6810023	CLNpak PAE-2000 AC*	5	400	20.0 x 300	Acetone
F6714008	CLNpak PAE-G AC*	9	(guard column)	8.0 x 50	Acetone
F7600026	CLNpak PAE-800 AC*	5	400	8.0 x 300	Acetone

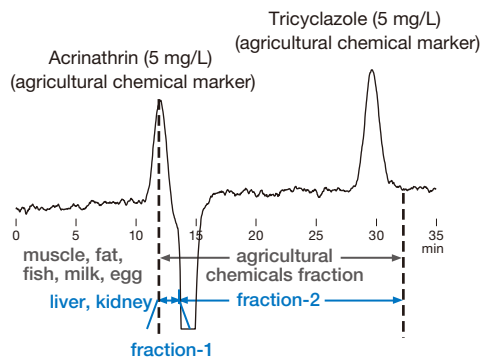
Base Material: Polyvinyl alcohol

* columns marked with asterisk are available until end of 2021

Sample preparation outline for simultaneous GC/MS and LC/MS analysis of agricultural chemicals in livestock and marine products (part 1)

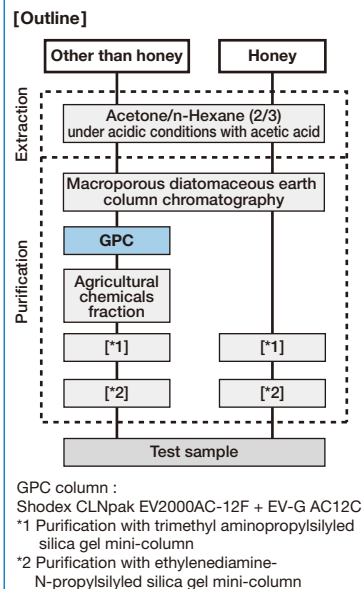


Preparation range of agricultural chemicals using EV-2000 AC

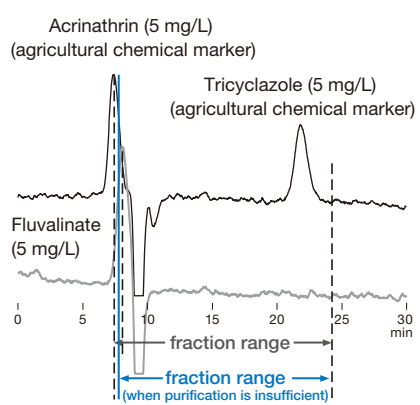


Column : Shodex CLNpak EV-G AC + EV-2000 AC
 Eluent : Acetone/Cyclohexane=1/4
 Flow rate : 5.0 mL/min
 Detector : UV (254 nm) (preparative type)
 Column temp. : 40 °C
 Injection vol. : 5 mL

Sample preparation outline for simultaneous LC/MS analysis of agricultural chemicals in livestock and marine products (part 2)

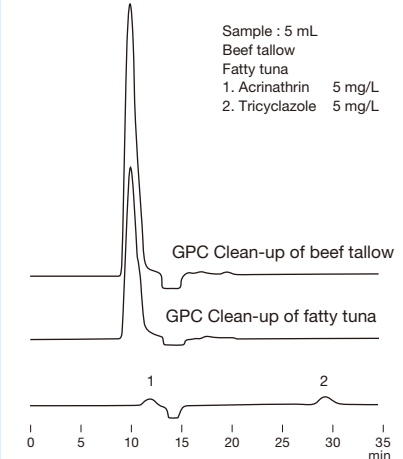


Preparation range of agricultural chemicals using EV2000AC-12F



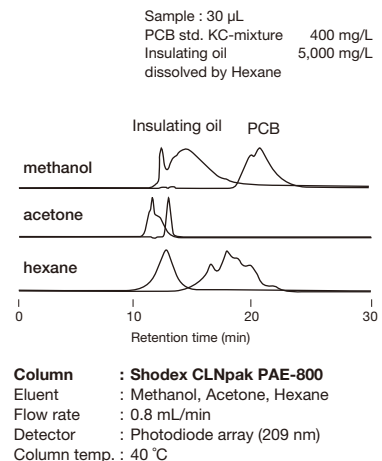
Column : Shodex CLNpak EV-G AC12C + EV2000AC-12F
 Eluent : Acetone/Cyclohexane=3/17
 Flow rate : 3.0 mL/min
 Detector : UV (254 nm) (preparative type)
 Column temp. : 45 °C
 Injection vol. : 2 mL

GPC clean-up of fatty tuna and beef tallow



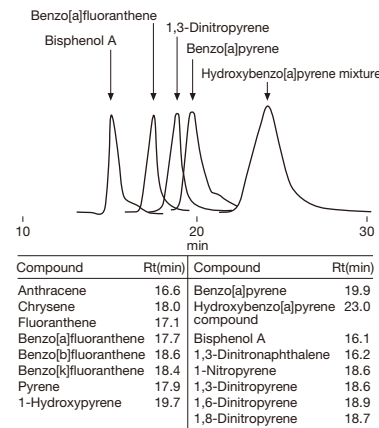
Column : Shodex CLNpak EV-G AC + EV-2000 AC
 Eluent : Acetone/Cyclohexane=1/4
 Flow rate : 5.0 mL/min
 Detector : UV (254 nm) (preparative type)
 Column temp. : 40 °C
 Injection vol. : 5 mL

Separation of PCB and insulating oil using PAE-800



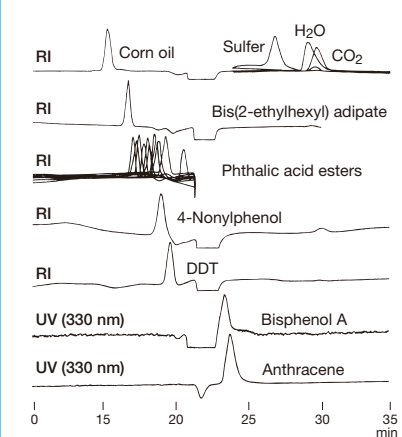
Source: Mr. Tetsuya Sawatsubashi (Mitsubishi Heavy Industries, Ltd.) et al., Search of Liquid Chromatographic Clean-up Materials for Rapid PCB Analysis and Evaluation of Their Separation Characteristics. Journal of Environmental Chemistry, 2007, Vol. 17, No. 3, p. 471-481.

GPC clean-up of carcinogens in diesel dust measured using PAE-800 AC



Column : Shodex CLNpak PAE-800 AC
 Eluent : Acetone
 Flow rate : 0.8 mL/min
 Detector : UV (210 nm)
 Column temp. : Room temp.
 Data provided by Kazuichi Hayakawa Ph.D., Faculty of Pharmaceutical Sciences, Kanazawa University.

Eluting positions of phthalic acid esters using PAE-800 AC



Column : Shodex CLNpak PAE-800 AC
 Eluent : Acetone
 Flow rate : 0.5 mL/min
 Detector : UV (330 nm), RI
 Column temp. : Room temp.

Column Cleaning Procedures

Change in peak shapes, elution timing, and the elevated column pressure may be resolved by cleaning the column. This section describes general indications of column deterioration and column cleaning procedures. For detailed column cleaning procedures, refer to operating manual packaged with each column.

■ Typical indicators of column deterioration

1. Elevated column pressure
2. Abnormal peak shapes (broadening, leading, or tailing) and split peaks
3. Change in retention time
4. Unstable baseline

■ Cleaning solvent selection guide

Solvents capable of dissolving the adsorbed substances

Solvents with high eluting power (variable depending on separation mode)

Use the solvent specified in the operation manual.

■ Standard cleaning procedures :

For an efficient cleaning, reverse the direction and reduce the flow rate at half of the recommended flow rate. Disconnect any guard column.

Reversed phase chromatography columns	Clean the columns with solvent containing higher concentration of organic solvent such as methanol, acetonitrile, or THF. (In case of using buffer as a mobile phase, miscibility of the buffer solution and the organic solvents need to be checked)
Sugar analysis columns	<p>[Ligand exchange columns (SUGAR series)]</p> <ul style="list-style-type: none"> • In case of counter ion detachment Flush or inject solvent containing the salt corresponding to the modified counter-ligand. <p>[Polymer-base amino columns (NH2P series, VG-50 series)]</p> <ul style="list-style-type: none"> • In cases where an acidic substance has been bound to the amino functional group Flush with solvents in the following sequence: water, 0.1 M perchloric acid (aq.), water, 0.1 M NaOH (aq.), water, and mobile phase.
Aqueous SEC (GFC) chromatography columns	<ul style="list-style-type: none"> • In cases where an ionic substance has been adsorbed Use a solvent with higher salt concentration or solvent with different pH from the mobile phase. • In cases where a hydrophobic substance has been adsorbed Use a solvent containing organic solvent. (In case of using buffer as a mobile phase, miscibility of the buffer solution and the organic solvents need to be checked)
Ion exchange chromatography columns	<ul style="list-style-type: none"> • In cases where an ionic substance has been adsorbed Use a solvent with higher salt concentration or solvent with different pH from the mobile phase. • In cases where a hydrophobic substance has been adsorbed Use a solvent containing organic solvent. (In case of using buffer as a mobile phase, miscibility of the buffer solution and the organic solvents need to be checked) <hr/> <ul style="list-style-type: none"> • In cases where protein have been adsorbed Inject 1 - 2 mL of 0.1 M NaOH (aq.) or 30 % (v/v) acetic acid (aq.) several times.
Hydrophobic interaction chromatography columns	<ul style="list-style-type: none"> • In cases where protein have been adsorbed Inject 1 - 2 mL of 0.1 M NaOH (aq.) or 30 % (v/v) acetic acid (aq.) several times.

The volume of the cleaning solvent required is 5 - 10 times the column volume.

Avoid pressure elevation during the cleaning.

The cleaning is limited and does not guarantee the full regeneration of the column to its original condition.

For your information

Elevated column pressure are often caused by insoluble components that block the column inlet.

In this case, reverse the direction and reduce the flow rate at half of the recommended flow rate. This may remove the insoluble components causing the elevated pressure.

Use the solvent specified in the operation manual.

General Precautions for Column Handling

For the best performance of the column, please follow the instructions given below.

■ Column mounting

- Before mounting the column, replace the eluent within all the HPLC system with the mobile phase used for the analysis.
(If the mobile phase of the choice is not miscible with the eluent already in the system, use solvent that is miscible with both solvents first to clean the system.)
(Buffer or salt solution may precipitate when mixed with organic solvent of different concentrations.)
 - Attach the column in the direction as indicated by arrow marked on the column. Gradually increase the flow rate of the solvent introduced to the column.
 - When heating the column, be sure to pump the eluent at a low flow rate until the specified temperature is reached, and then gradually increase the flow rate up to the requirement after the column has been heated sufficiently.
-

■ Column dismounting

- If the column is heated, turn off the heater while keeping the flow rate at 1/3 of the regular flow.
 - Turn off the pump when the column is cooled to room temperature.
 - Remove the column from the system and securely tighten the end caps.
-

■ Column storage

- For long-term storage, remove the column from the system after replacing the in-column solvent with the shipping solvent.
 - Securely tighten the end caps and store the column in a location with stable temperature.
(A cool and dark space is recommended)
-

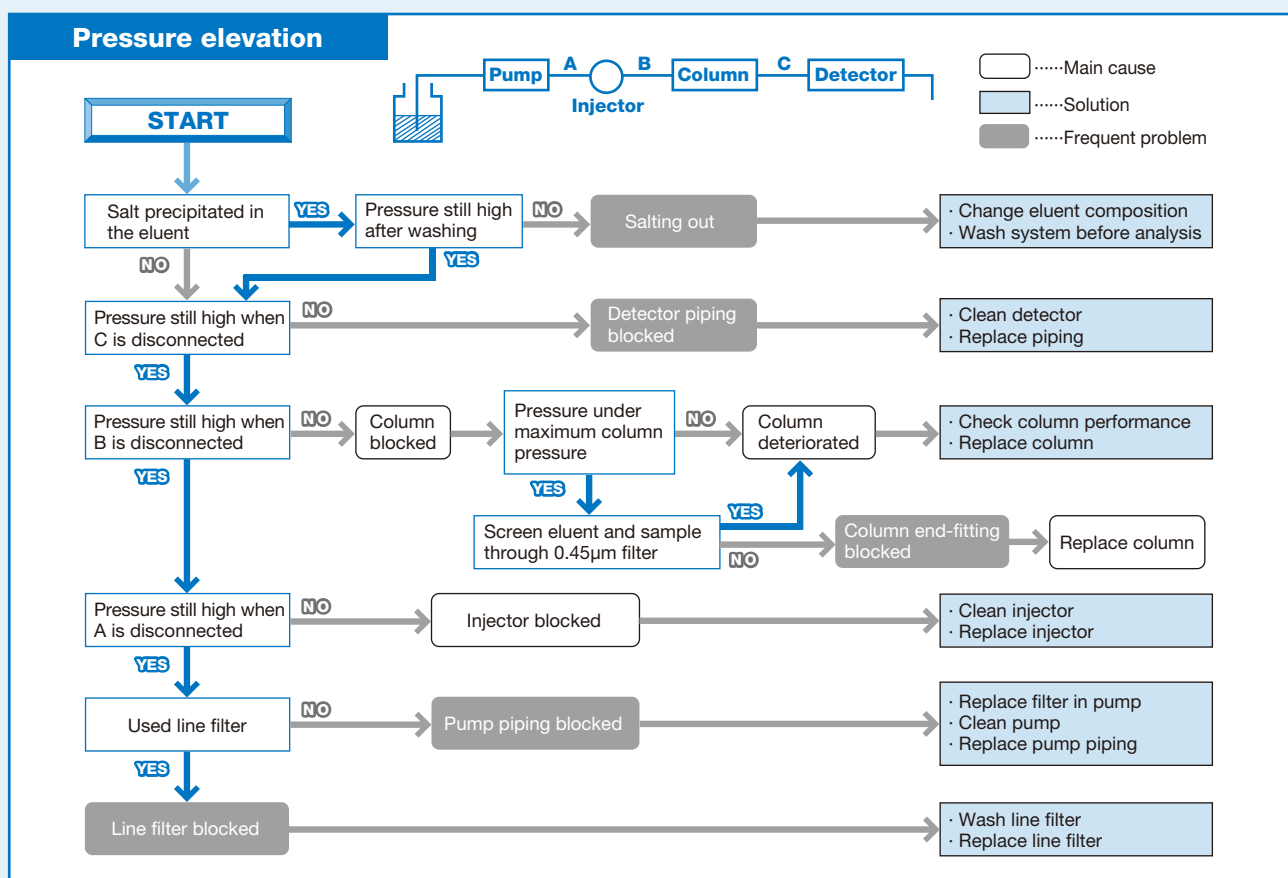
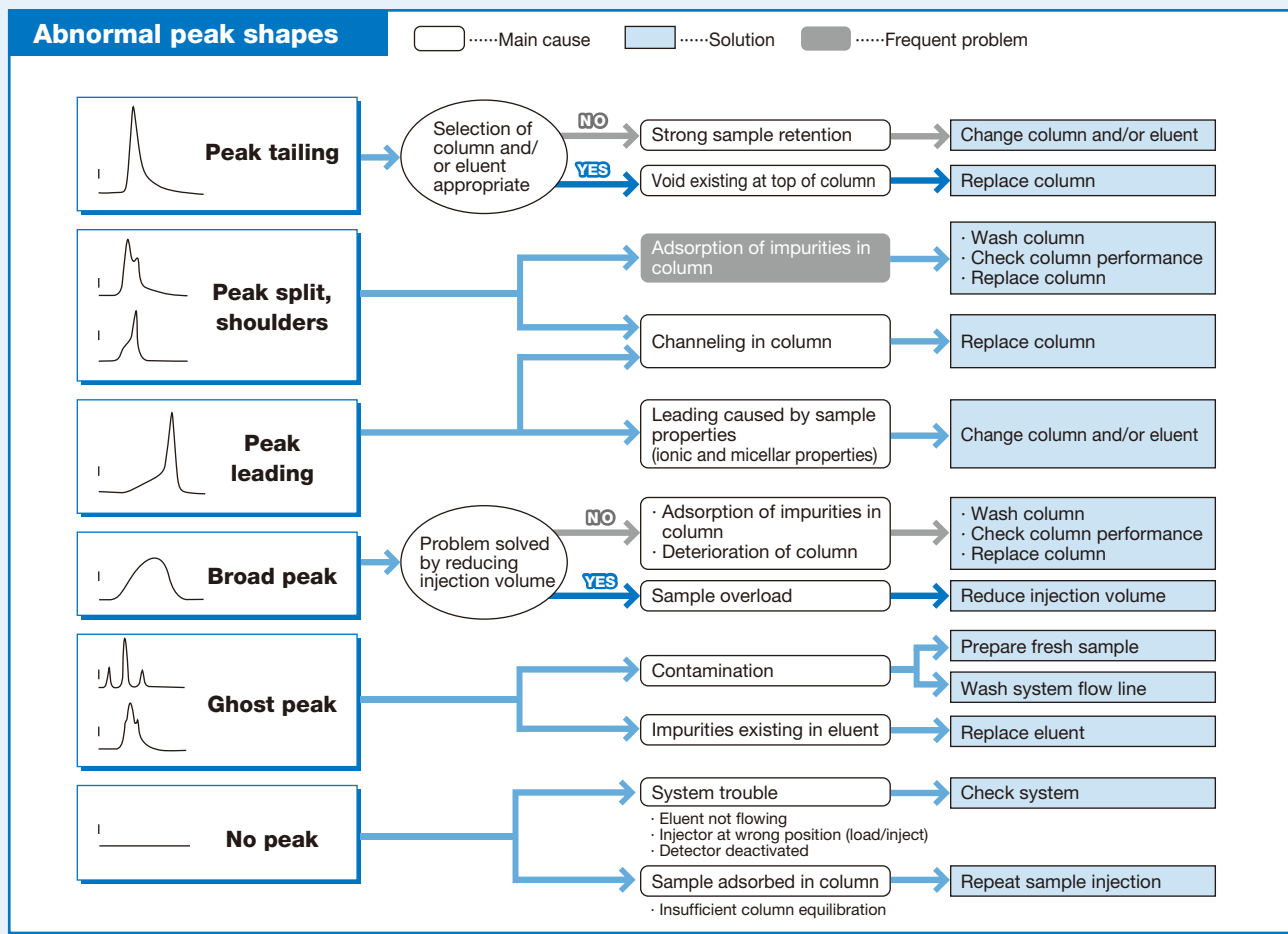
■ Other

- Do not remove end fittings.
 - Do not make a strong impact on the column. Do not drop or hit the column on a hard surface.
-

[Read the operation manual before using the column.](#)

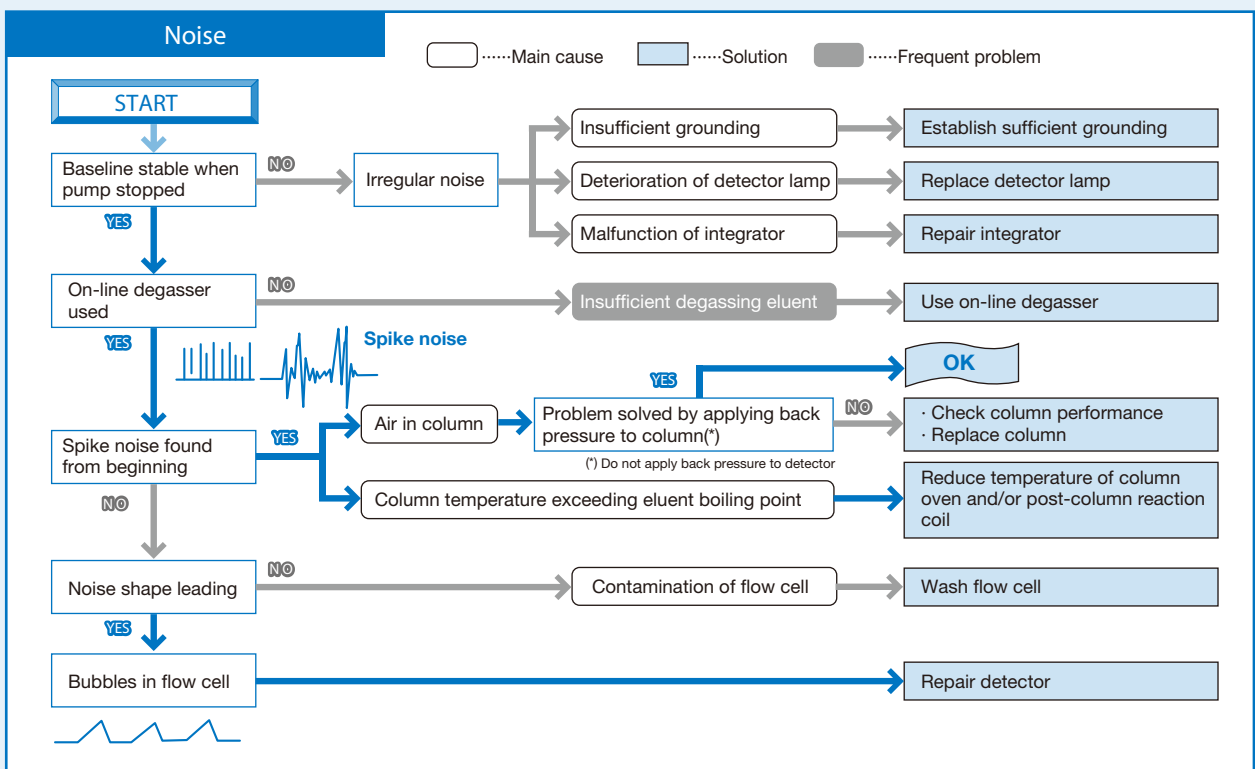
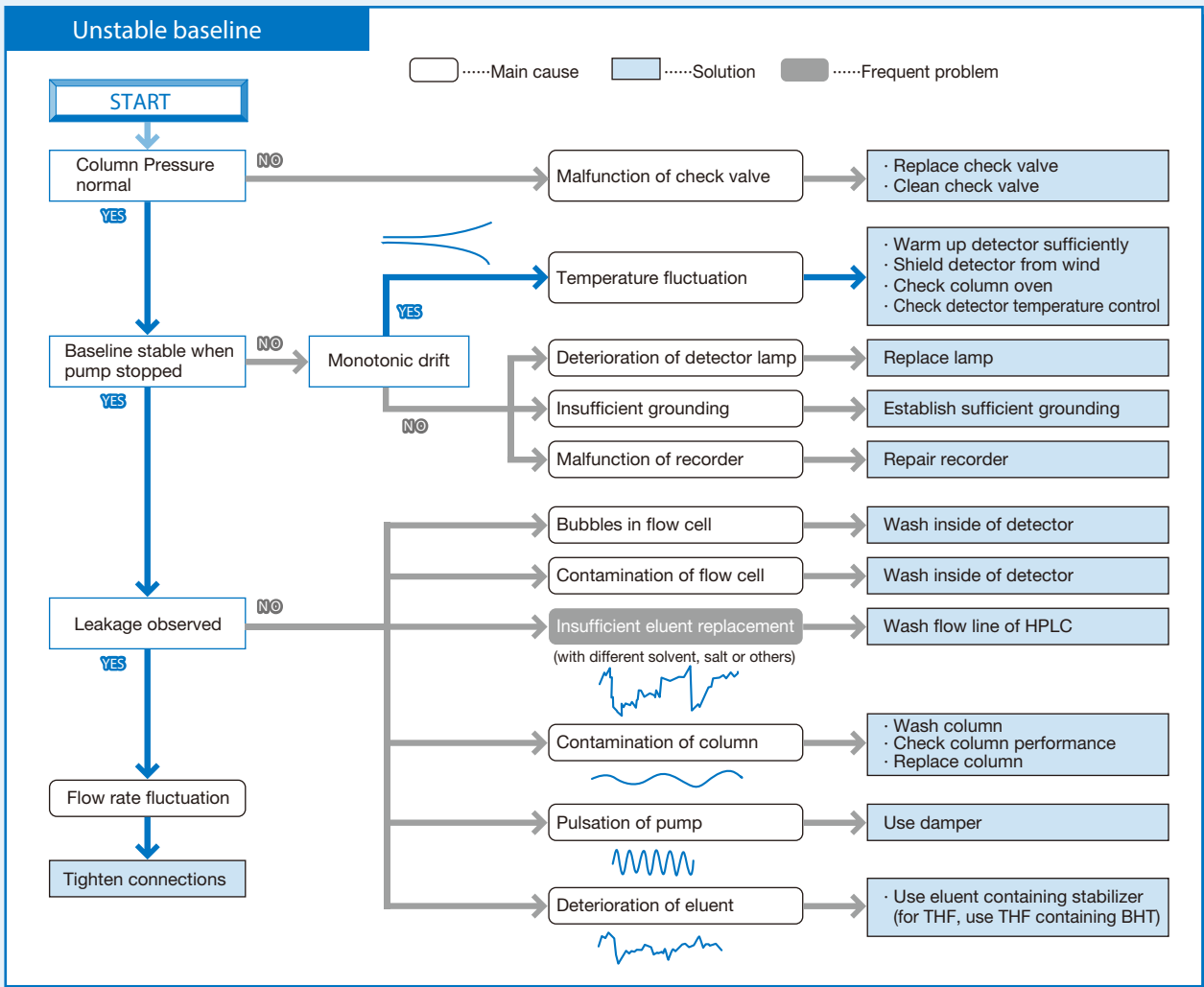
Column Trouble Shooting

Common causes for abnormal chromatograms



HPLC System Trouble Shooting

Common causes for abnormal chromatograms



USP Column List (42-NF37)

No.	Packing material	Recommended Column	Page
L1	Octadecyl silane chemically bonded to porous or non-porous silica or ceramic micro-particles, 1.5 to 10 μm in diameter, or a monolithic rod.	C18	22
		Silica C18M	22
		Silica C18P	22
		C18U	23
L3	Porous silica particles, 1.5 to 10 μm in diameter, or a monolithic silica rod.	Silica 5SIL	23
L7	Octylsilane chemically bonded to totally or superficially porous silica particles, 1.5 to 10 μm in diameter, or a monolithic silica rod.	Silica 5C8	22
L8	An essentially monomolecular layer of aminopropylsilane chemically bonded to totally porous silica gel support, 1.5 to 10 μm in diameter, or a monolithic silica rod.	Silica 5NH	23
L10	Nitrile groups chemically bonded to porous silica particles, 1.5 to 10 μm in diameter, or a monolithic silica rod.	Silica 5CN	22
L17	Strong cation-exchange resin consisting of sulfonated cross-linked styrene-divinylbenzene copolymer in the hydrogen form, 6 to 12 μm in diameter.	SUGAR SH1011	30
		SUGAR SH1821	30
		RSpak KC-811	30
		IC Y-521	34
L19	Strong cation-exchange resin consisting of sulfonated cross-linked styrene-divinylbenzene copolymer in the calcium form, 5 - 15 μm in diameter.	ICT-521	34
		SUGAR SC1011	26
		SUGAR SC1821	26
		SUGAR SC1211	26
L20	Dihydroxypropane groups chemically bonded to porous silica or hybrid particles, 1.5 to 10 μm in diameter, or a monolithic silica rod.	EP SC1011-7F	27
		USPpak MN-431	27
		PROTEIN KW-800 series	38
		KW400 series	38
L21	A rigid, spherical styrene-divinylbenzene copolymer, 3 to 30 μm in diameter.	PROTEIN LW-803	39
		PROTEIN LW-403 4D	39
		RSpak RP18-415	12
		RSpak DS-613	12
L22	A cation-exchange resin made of porous polystyrene gel with sulfonic acid groups, 5 - 15 μm in diameter.	RSpak DS-413	12
		GPC KF, K, KD, HK, LF, HT, UT, AT, HFIP series	50, 52, 54, 56, 58, 60, 62, 64
		SUGAR SC1011	26
		SUGAR SC1821	26
		SUGAR SP0810	26
		SUGAR KS-800 series	26
		RSpak DC-613	26
		SUGAR SZ5532	26
		SUGAR SC1211	26
		EP SC1011-7F	27
L23	An anion-exchange resin made of porous polymethacrylate or polyacrylate gel with quarternary ammonium groups, 7 - 12 μm in size.	USPpak MN-431	27
		SUGAR SH1011	30
L25	Packing having the capacity to separate compounds with a molecular weight range from 100-5000 (as determined by polyethylene oxide), applied to neutral, anionic, and cationic water-soluble polymers. A polymethacrylate resin base, cross-linked with polyhydroxylated ether (surface contained some residual carboxyl functional groups) was found suitable.	SUGAR SH1821	30
		RSpak KC-811	30
L33	Packing having the capacity to separate dextrans by molecular size over a range of 4,000 to 500,000 Da. It is spherical, silica-based, and processed to provide pH stability.	IC Y-521	34
		ICT-521	34
L34	Strong cation-exchange resin consisting of sulfonated cross-linked styrene-divinylbenzene copolymer in the lead form, 7 to 9 μm in diameter	CXpak P-421S	72
		IEC QA-825	70
L37	Packing having the capacity to separate proteins by molecular size over a range of 2,000 to 40,000 Da. It is a polymethacrylate gel.	OHpak SB-802 HQ	42
		OHpak SB-802.5, OHpak LB-802.5	42
L38	A methacrylate-based size-exclusion packing for water-soluble samples.	PROTEIN KW-800 series	38
		KW400 series	38
L39	A hydrophilic polyhydroxymethacrylate gel of totally porous spherical resin.	PROTEIN LW-803	39
		PROTEIN LW-403 4D	39
L45	Beta cyclodextrin, R,S-hydroxypropyl ether derivative, bonded to porous silica particles, 3 to 10 μm in diameter.	SUGAR SP0810	26
		OHpak SB-803 HQ	42
L58	Strong cation-exchange resin consisting of sulfonated cross-linked styrene-divinylbenzene copolymer in the sodium form, about 6 to 30 μm in diameter.	OHpak LB-803	42
		OHpak SB-800 HQ series	42
L59	Packing for the size-exclusion separations of proteins (separation by molecular weight) over the range of 5 to 7000 kDa. The packing is spherical 1.5 - 10 μm, silica or hybrid packing with a hydrophilic coating.	OHpak LB-800 series	42
		ODP2 HP	8
L67	Porous vinyl alcohol copolymer with a C18 alkyl group attached to the hydroxyl group of the polymer, 2 to 10 μm in diameter.	RSpak DM-614	12
		OHpak SB-800 HQ series	42
L71	A hydrophilic polyhydroxymethacrylate gel of totally porous spherical resin.	OHpak LB-800 series	42
		ORpak CDBS-453	74
L76	Beta cyclodextrin, R,S-hydroxypropyl ether derivative, bonded to porous silica particles, 3 to 10 μm in diameter.	RSpak DC-613	26
		SUGAR KS-800 series	26
L82	Polyamine chemically bonded to cross-linked polyvinyl alcohol polymer, 4 - 5 μm in diameter.	CXpak P-421S	72
		PROTEIN KW-800 series	38
L89	Packing having the capacity to separate compounds with a molecular weight range from 100 - 3000 (as determined by polyethylene oxide), applied to neutral and anionic water-soluble polymers. A polymethacrylate resin base, cross-linked with polyhydroxylated ether (surface contains some residual cationic functional groups).	KW400 series	38
		PROTEIN LW-803	39
L92	Strong cation-exchange resin consisting of sulfonated cross-linked styrene-divinylbenzene copolymer in the sodium form, about 6 to 30 μm in diameter.	PROTEIN LW-403 4D	39
		Asahipak ODP-40	10
L95	Porous vinyl alcohol copolymer with a C18 alkyl group attached to the hydroxyl group of the polymer, 2 to 10 μm in diameter.	Asahipak ODP-50	10
		ET-RP1	74
L98	A rigid, spherical polymethacrylate, 4 to 6 μm in diameter.	RSpak DE-613	12
		RSpak DE-413	12
L102	A rigid, spherical polymethacrylate, 4 to 6 μm in diameter.	RSpak DE-213	12
		IC YK-421	34
L105	Silica based, weak cation-exchange material, 5 μm in diameter. Substrate is surface polymerized polybutadiene-maleic acid to provide carboxylic acid functionalities. Capacity not less than 29 Eq/column.	Asahipak NH2P-50	20
		Asahipak NH2P-40	20
L108	Polyamine chemically bonded to cross-linked polyvinyl alcohol polymer, 4 - 5 μm in diameter.	OHpak SB-802.5, OHpak LB-802.5	42

Index by Product Name

Columns are listed in alphabetical order without their series names.

[Series name]

AFpak	Asahipak	AXpak	CLNpak	CXpak	EP	GPC	HIC
HILICpak	IC	IEC	MSpak	OHpak	ORpak	PROTEIN	RSpak
Silica	STANDARD	STD	SUGAR	USPpak			

A

ACH-494	74
APA-894	74
AT-806MS	62

C

C18	22
C18M	22
C18P	22
C18U	23
C4P-50	10
5C8	22
C8P-50	10
CDBS-453	74
CM-825, 2025	72
5CN	22
CRX-853	74

D

DC-613	26
DE	12
DEAE-825, 2025	70
DM-614	12
DS	12

E

ET-RP1 4D	74
ES-502C	72
ES-502N	70
EV	76

F

FL-1, FL-1 filter	34
FP-2002	66

G

GF-210	48
GF-310	48
GF-4A	74
GF-510	48
GF-710 HQ	48
GF-7M HQ	48
GS-220	46
GS-310	48
GS-320	46
GS-510	48
GS-520	46
GS-620 HQ	46

H

H-2000	67
HFIP-600	64
HFIP-800	64
HK-400	58
HK-HFIP404L	58
HT-800	62

I

I-524A	32
--------	----

J

JJ-50	13
-------	----

K

K-2000	52
K-5000	67
K-800	52
K-800D	52, 54
KC-811	30
KD-800	54
KF-2000	50
KF-5000	67
KF-400HQ	56
KF-600	56
KF-800	50
KF-800D	50, 54
KS-2000	27
KS-800	26
KW400	38
KW-800	38
KW-2000	39

L

LB-800	42
LF	60
LW-403 4D	39
LW-803	39

M

M-75	69
MN-431	27

N

5NH	23
NH2P	20
NI-424	32
NN	13
5NPE 4D	22

O

ODP2 HP	8
ODP	10

P

P-421S	72
P-82	69
P	69
PAE	76
PH-814	74

Q

QA-825, 2025	70
--------------	----

R

RP18-415	12
----------	----

S

SB-2000	43
SB-800 HQ	42
SC1011, SC1821	26
SC1011-7F	27
SC1211	26
SH1011, SH1821	30
SH-75	69
SI-35	32
SI-36 4D	32
SI-50 4E	32
SI-52 4E	32
SI-90 4E	32
5SIL	23
SL-105	69
SM-105	69
SP0810	26
SP-825, 2025	72
SP-FT 4A	72
SZ5532	26

T

T-521	34
-------	----

U

UT-800	62
--------	----

V

VC-50	16
VG-50	16
VN-50	16
VT-50	16

W

WA-624	70
--------	----

Y

Y-521	34
YK-421	34
YS-50	34

Index by Product Code

Product Code	Product Name	Page
F6021030	HFIP-603	64
F6021040	HFIP-604	64
F6021041	LF-804	60
F6021042	LF-604	60
F6021043	LF-404	60
F6021050	HFIP-605	64
F6021080	HFIP-606M	64
F6025010	HK-401	58
F6025030	HK-403	58
F6025050	HK-405	58
F6026040	HK-404L	58
F6026140	HK-HFIP404L	58
F6027030	KF-803L	50
F6027040	KF-804L	50
F6027050	KF-805L	50
F6027060	KF-806L	50
F6027070	KF-807L	50
F6028010	KF-801	50
F6028020	KF-802	50
F6028025	KF-802.5	50
F6028030	KF-803	50
F6028040	KF-804	50
F6028050	KF-805	50
F6028060	KF-806	50
F6028070	KF-807	50
F6028090	KF-806M	50
F6028091	KF-601	56
F6028092	KF-602	56
F6028093	KF-602.5	56
F6028094	KF-603	56
F6028095	KF-604	56
F6028096	KF-605	56
F6028097	KF-606	56
F6028098	KF-606M	56
F6028110	K-801	52
F6028111	KF-401HQ	56
F6028112	KF-402HQ	56
F6028114	KF-402.5HQ	56
F6028116	KF-403HQ	56
F6028118	KF-404HQ	56
F6028119	KF-405LHQ	56
F6028120	K-802	52
F6028122	KF-406LHQ	56
F6028125	K-802.5	52
F6028130	K-803	52
F6028140	K-804	52
F6028150	K-805	52
F6028160	K-806	52
F6028190	K-806M	52
F6028194	K-803L	52
F6028195	K-804L	52
F6028196	K-805L	52
F6028197	K-806L	52
F6028198	K-807L	52
F6028210	KD-801	54

Product Code	Product Name	Page
F6028220	KD-802	54
F6028225	KD-802.5	54
F6028230	KD-803	54
F6028240	KD-804	54
F6028250	KD-805	54
F6028260	KD-806	54
F6028270	KD-807	54
F6028290	KD-806M	54
F6028530	HFIP-803	64
F6028540	HFIP-804	64
F6028550	HFIP-805	64
F6028560	HFIP-806	64
F6028590	HFIP-806M	64
F6090001	EV-2000	76
F6090002	EV-G	76
F6090003	EV-2000 AC	76
F6090004	EV-G AC	76
F6090005	EV-200	76
F6090006	EV2000AC-12F	76
F6090007	EV-G AC12C	76
F6102001	H-2001	67
F6102002	H-2002	67
F6102003	H-2003	67
F6102004	H-2004	67
F6102005	H-2005	67
F6102009	H-2006M	67
F6102025	H-2002.5	67
F6102301	K-2001	52
F6102303	K-2003	52
F6102304	K-2004	52
F6102305	K-2005	52
F6102306	K-2006	52
F6102309	K-2006M	52
F6102312	K-2002	52
F6102315	K-2002.5	52
F6102401	KF-2001	50
F6102402	KF-2002	50
F6102403	KF-2003	50
F6102404	KF-2004	50
F6102405	KF-2005	50
F6102406	KF-2006	50
F6102409	KF-2006M	50
F6102425	KF-2002.5	50
F6102520	FP-2002	66
F6108010	KF-5001	67
F6108020	KF-5002	67
F6108025	KF-5002.5	67
F6108030	KF-5003	67
F6108040	KF-5004	67
F6110002	CM-825	72
F6110003	PH-814	74
F6110011	QA-825	70
F6113100	SP-FT 4A	72
F6118250	SP-825	72
F6118255	DEAE-825	70

Product Code	Product Name	Page
F6208390	AT-806MS	62
F6208600	UT-802.5	62
F6208610	UT-806M	62
F6208620	UT-807	62
F6208700	HT-803	62
F6208710	HT-804	62
F6208720	HT-805	62
F6208730	HT-806	62
F6208740	HT-806M	62
F6208770	HT-807	62
F6354211	P-421S	72
F6356240	WA-624	70
F6378010	KS-801	26
F6378020	KS-802	26
F6378025	KS-803	26
F6378030	KC-811	30
F6378033	KC-811 6E	30
F6378035	KS-804	26
F6378050	KS-805	26
F6378060	KS-806	26
F6378100	SH1011	30
F6378101	SH1821	30
F6378102	SC1011	26
F6378103	SC1821	26
F6378104	SH1011 8C	30
F6378105	SP0810	26
F6378106	SP0810 8C	26
F6379230	MN-431	27
F6379300	SC1011-7F	27
F6429100	SB-802 HQ	42
F6429101	SB-802.5 HQ	42
F6429102	SB-803 HQ	42
F6429103	SB-804 HQ	42
F6429104	SB-805 HQ	42
F6429105	SB-806 HQ	42
F6429106	SB-806M HQ	42
F6429108	SB-807 HQ	42
F6429201	LB-803	42
F6429202	LB-806M	42
F6429203	LB-805	42
F6429204	LB-804	42
F6429205	LB-806	42
F6429211	LB-802.5	42
F6502007	KS-2001	27
F6502008	KS-2002	27
F6502009	KS-2003	27
F6502010	KS-2004	27
F6502011	KS-2005	27
F6502012	KS-2006	27
F6505020	KW-2002.5	39
F6505021	KW-2003	39
F6505022	KW-2004	39
F6516011	SB-2002	43
F6516012	SB-2002.5	43
F6516013	SB-2003	43

Product Code	Product Name	Page
F6516014	SB-2004	43
F6516015	SB-2005	43
F6516016	SB-2006	43
F6516017	SB-2006M	43
F6548000	QA-2025	70
F6548001	DEAE-2025	70
F6548002	SP-2025	72
F6548003	CM-2025	72
F6650040	C18M 4D	22
F6650041	C18M 4E	22
F6650042	C18M 2D	22
F6650045	C18P 4D	22
F6650046	C18P 4E	22
F6650050	5SIL 4D	23
F6650051	5SIL 4E	23
F6650052	5C8 4D	22
F6650053	5C8 4E	22
F6650058	5CN 4D	22
F6650059	5CN 4E	22
F6650060	5NH 4D	23
F6650061	5NH 4E	23
F6650062	5NPE 4D	22
F6651010	C18-4D	22
F6651011	C18-4E	22
F6654011	C18U 2B	23
F6654012	C18U 2D	23
F6700002	KS-G 8B	27
F6700010	KC-G 8B	30
F6700020	KS-G 6B	26
F6700030	KC-G 6B	30
F6700080	SH-G	30
F6700081	SP-G 6B	26
F6700090	SC-G 6B	26,27
F6700100	HK-G filter	58
F6700110	SZ-G	26
F6700120	SC1211G 4A	26
F6700131	KW-G 6B	38
F6700132	KW400G-4A	38
F6700133	LW-G 6B	39
F6700134	LS-G 4J	39
F6700140	DS-G	12
F6700150	DE-G 4A	12
F6700151	DE-G 2A	12
F6700160	DM-G 4A	12
F6700170	DC-G 4A	26
F6700200	HK-G	58
F6700210	P-G	72
F6700230	Y-G	34
F6700245	WA-G	70
F6700280	AT-G	62
F6700300	KF-G 4A	50,56
F6700310	H-G 8B	67
F6700340	FP-G 8B	66
F6700400	IA-G	32
F6700401	K-G 4A	52

Product Code	Product Name	Page
F6700406	KF-G 8B	50
F6700407	K-G 8B	52
F6700408	KF-G 20C	67
F6700409	K-G 20C	67
F6700411	KD-G 4A	54
F6700412	T-G	34
F6700500	HFIP-G 8B	64
F6700510	NN-G	13
F6700511	HFIP-G 4A	64
F6700530	YS-G	34
F6709300	CRX-G	74
F6709350	KF-800D	50,54
F6709400	UT-G	62
F6709410	HT-G	62
F6709430	SB-G 6B	42
F6709431	SB-807G	42
F6709434	LB-G 6B	42
F6709450	K-800D	52,54
F6709555	SB-G 8B	43
F6709556	KW-G 8B	39
F6709558	RP18-G	12
F6709602	QA-G 8B	70
F6709603	DEAE-G 8B	70
F6709604	SP-G 8B	72
F6709605	CM-G 8B	72
F6709608	YK-G	34
F6709616	NI-G	32
F6709620	SI-90G	32
F6709621	LF-G	60
F6709625	SI-50G	32
F6709626	SI-92G	32
F6709627	SI-95G	32
F6709720	SI-2GF	32
F6709730	SI-2GF filter	32
F6709801	EXP® cartridges	23
F6709802	EXP® direct connect holder	23
F6710001	ODP-50G 6A	10
F6710002	C8P-50G 4A	10
F6710003	C4P-50G 4A	10
F6710004	ODP-130G 7B	10
F6710016	NH2P-50G 4A	20
F6710017	NH2P-130G 7B	20
F6710018	GF-1G 7B	48
F6710019	GS-2G 7B	46
F6710020	GS-10G 7B	48
F6710021	GS-20G 7B	46,70,72
F6710022	ODP-50G 4A	10
F6710023	ODP-50 4B	10
F6710030	NH2P-50G 3A	20
F6710100	NH2P-LF	20
F6711100	VG-50G 4A	16
F6711200	VG-50G 2A	16
F6711300	VT-50G 2A	16

Product Code	Product Name	Page
F6711400	VN-50G 4A	16
F6711500	VN-50G 2A	16
F6711600	VC-50G 2A	16
F6713000	NH2P-50G 2A	20
F6713001	ODP-50G 2A	10
F6714007	PAE-G	76
F6714008	PAE-G AC	76
F6714010	ODP2 HPG-4A	8
F6714011	ODP2 HPG-2A	8
F6714015	ODP2 HPG-7B	8
F6810017	GS-220 20F	46
F6810018	GS-320 20F	46
F6810019	GS-520 20F	46
F6810022	PAE-2000	76
F6810023	PAE-2000 AC	76
F6810030	GS-310 20F	48
F6810031	GS-510 20F	48
F6810034	GS-220 20G	46
F6810035	GS-320 20G	46
F6810036	GS-520 20G	46
F6810038	GS-310 20G	48
F6810039	GS-510 20G	48
F6820001	ODP-50 10E	10
F6820035	ODP-90 20F	10
F6822001	ODP2 HP-10E	8
F6830001	NH2P-50 10E	20
F6830031	NH2P-90 20F	20
F6830100	VN-50 10E	16
F6840003	ES-502C 20C	72
F6840004	ES-502N 20C	70
F6989000	KW-802.5	38
F6989103	KW-803	38
F6989104	KW-804	38
F6989201	KW402.5-4F	38
F6989202	KW403-4F	38
F6989203	KW404-4F	38
F6989204	KW405-4F	38
F6989303	LW-803	39
F6989403	LW-403 4D	39
F699361	SI-36 4D	32
F6995210	Y-521	34
F6995240	I-524A	32
F6995243	NI-424	32
F6995244	SI-90 4E	32
F6995245	SI-50 4E	32
F6995250	T-521	34
F6995260	SI-52 4E	32
F6995290	SI-35 4D	32
F6995291	SI-35 2B	32
F7001001	DS-613	12
F7001002	DM-614	12
F7001003	DC-613	26
F7001004	DE-613	12
F7001005	DE-413	12
F7001007	DE-213	12

Product Code	Product Name	Page
F7001012	DS-413	12
F7001300	SZ5532	26
F7001400	SC1211	26
F7008140	NN-814	13
F7008150	NN-614	13
F7008160	NN-414	13
F7008220	JJ-50 2D	13
F7008240	JJ-50 4D	13
F7009000	RP18-415	12
F7009030	DE-413L	12
F7118946	APA-894	74
F7118964	ACH-494	74
F7120012	YK-421	34
F7122000	YS-50	34
F7140040	CRX-853	74
F7146003	CDBS-453	74
F7560040	C18M 10E	22
F7560041	C18M 20E	22
F7600000	GF-210 HQ	48
F7600001	GF-310 HQ	48
F7600002	GF-510 HQ	48
F7600003	GF-710 HQ	48
F7600004	GF-7M HQ	48
F7600005	GS-220 HQ	46
F7600006	GS-320 HQ	46
F7600007	GS-520 HQ	46
F7600008	GS-620 HQ	46
F7600024	GF-310 4E	48
F7600025	PAE-800	76
F7600026	PAE-800 AC	76
F7600100	GF-310 4B	48
F7600110	GF-310 4D	48
F7600120	GF-310 2D	48
F7600200	GF-210 4D	48
F7620001	ODP-50 6E	10
F7620002	ODP-50 6D	10
F7620003	ODP-50 4E	10
F7620004	ODP-50 4D	10
F7620005	C8P-50 4E	10
F7620006	C8P-50 4D	10
F7620007	C4P-50 4E	10
F7620008	C4P-50 4D	10
F7620009	ODP-50 2D	10
F7621001	ODP-40 4D	10
F7621002	ODP-40 4E	10
F7622001	ODP2 HP-4B	8
F7622002	ODP2 HP-4D	8
F7622003	ODP2 HP-4E	8
F7622004	ODP2 HP-2B	8
F7622005	ODP2 HP-2D	8
F7623001	ET-RP1 4D	74
F7630001	NH2P-50 4E	20
F7630002	NH2P-50 4D	20
F7630005	NH2P-50 4B	20
F7630006	NH2P-50 2D	20

Product Code	Product Name	Page
F7630007	NH2P-40 3E	20
F7630008	NH2P-40 2B	20
F7630009	NH2P-40 2D	20
F7630010	NH2P-40 2E	20
F7630100	VG-50 4E	16
F7630200	VG-50 4D	16
F7630300	VG-50 2D	16
F7630400	VT-50 2D	16
F7630500	VN-50 4D	16
F7630600	VN-50 2D	16
F7630700	VC-50 2D	16
F7640001	ES-502C 7C	72
F7640002	ES-502N 7C	70
F7750311	GS320A-4E	46
F7750312	GS320A-4D	46
F8400000	P-82	69
F8400005	P-5	69
F8400010	P-10	69
F8400020	P-20	69
F8400050	P-50	69
F8400100	P-100	69
F8400200	P-200	69
F8400400	P-400	69
F8400800	P-800	69
F8500630	FL-1	34
F8500640	FL-1 filter	34
F8601105	SL-105	69
F8602105	SM-105	69
F8603075	SH-75	69
F8604075	M-75	69
F8700015	GF-4A	74

Shodex support is available worldwide in many languages. Please contact Shodex website of your area.

■ Showa Denko Europe GmbH

Service area : Europe, Africa, Middle East, Russia

Correspondence language : German, English

www.shodex.de

■ Showa Denko K.K.

Service area : Taiwan

Correspondence language : Japanese, English

www.shodex.com



■ Shoko Co., Ltd.

Service area : Japan

Correspondence language : Japanese

www.shodex.com/ja

■ Shoko Korea Co., Ltd.

Service area : Korea

Correspondence language : Korean (Hangul alphabet)

www.shodex.com/kr

■ Showa Denko America, Inc.

Service area : North America, Latin America

Correspondence language : English, French, Spanish
Portuguese

www.shodexhplc.com

■ Showa Denko Singapore (Pte) Ltd.

Service area : Southeast Asia, India, Oceania

Correspondence language : English


www.sds.com.sg

■ Shodex China Co., Ltd.

Service area : China, Hong Kong, Macau

Correspondence language : Chinese
(Simplified Chinese character)

www.shodex.com/cn



Please contact a Shodex support office near you

Support office

Europe**Africa****Middle East****Russia****Showa Denko Europe GmbH**

Konrad-Zuse-Platz 3, 81829 Munich, Germany

Tel: +49 (0)89 93 99 62-37

E-mail: order@shodex.de or info@shodex.dewww.shodex.de

Southeast Asia**India****Oceania****Showa Denko Singapore (Pte) Ltd.**

2 Shenton Way #15-03/04, SGX Centre 1, Singapore 068804

Tel: +65-6223-1889

E-mail: sds-admi@sds.com.sgwww.sds.com.sg

Taiwan**Showa Denko K.K.**

13-9 Shiba Daimon 1-chome, Minato-ku, Tokyo 105-8518, Japan

Tel: +81 (0)3 6402 5140 Fax: +81 (0)3 5403 5730

E-mail: Sdk_shodex@showadenko.comwww.shodex.com/en

China**Hong Kong****Macau****Shodex China Co., Ltd.**

18F, No.211 Shi Men Yi Road, Jing An, Shanghai, 200041, China

Tel: +86 (0)21 6217-6111 Fax: +86 (0)21 6217-9879

E-mail: sales@shodexchina.comwww.shodex.com/cn

Korea**Shoko Korea Co., Ltd.**

#322, Chungjeong Rizion, 27, Seosomun-ro, Seodaemun-gu, Seoul 03741, Korea

Tel: +82 (0)2 784 5111 Fax: +82 (0)2 784 5125

E-mail: shoko.korea@shokokorea.comwww.shodex.com/kr

Japan**Shoko Science Co., Ltd.**

4-1, Shibakoen 2-chome, Minato-ku, Tokyo, 105-8432, Japan

Tel: +81 (0)3 3459 5104 Fax: +81 3 3459 5081

E-mail: shodex.tokyo@shoko.co.jpwww.shodex.com/ja

North America**Latin America****Showa Denko America, Inc.**

420 Lexington Avenue Suite 2335A, New York, NY 10170 USA

Tel: +1 212 370 0033 Fax: +1 212 370 4566

E-mail: sales@shodexhplc.comwww.shodexhplc.com

www.shodex.de

Manufactured by

**SHOWA DENKO K.K.****Separation & Refining Business Group (Shodex)**

13-9 Shiba Daimon 1-chome, Minato-ku, Tokyo 105-8518, Japan

Tel: +81 (0)3 6402 5140 Fax: +81 (0)3 5403 5730